



**USC** University of  
Southern California

## **Individual Report for Instructor Wilbur (51914-20151 : POSC-110 Ideology and Political Conflict (51914))**

### **USC Student Course Evaluations - Spring 2015**

Project Audience 20

Responses Received 17

Response Ratio 85.00%

**Creation Date** Mon, Aug 31, 2015

Technology powered by blue 

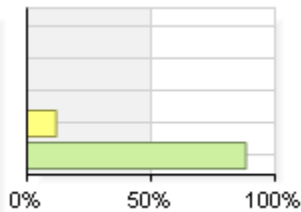
Please provide the name of your TA.

Comment
Scott Wilbur
Scott Wilbur
Scott Wilbur
Scott Wilbur
Scott Wilbur
Scott
Scott Wilbur
S. Wilbur
Scott Wilbur
Scott Wilbur
Scott Wilbur
Scott Wilbur
Scott Wilbur
Scott Wilbur
Scott Wilbur
Scott
Scott Wilbur

### Teaching Assistant Evaluation Form

1. Clearly related the purpose and material in the discussion section to the lecture component of the course.

1 Poor	0	0.00%
2 Below Average	0	0.00%
3 Average	0	0.00%
4 Above Average	2	11.76%
5 Excellent	15	88.24%
Total	17	

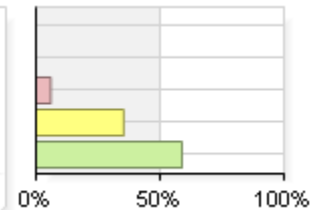


Statistics	Value
Response Count	17
Mean	4.88
Median	5.00
Mode	5
Standard Deviation	+/-0.33
Population Standard Deviation	+/-0.32
Standard Error (base on SD)	+/-0.08
Standard Error (base on PSD)	+/-0.08

3. Articulated the goals of the discussion section clearly.

2. Was consistently punctual.

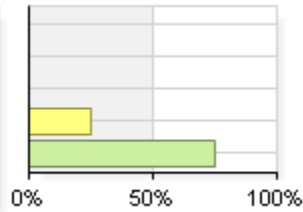
1 Poor	0	0.00%
2 Below Average	0	0.00%
3 Average	1	5.88%
4 Above Average	6	35.29%
5 Excellent	10	58.82%
Total	17	



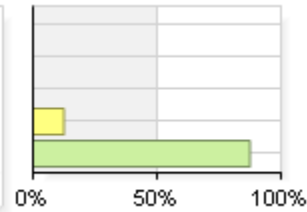
Statistics	Value
Response Count	17
Mean	4.53
Median	5.00
Mode	5
Standard Deviation	+/-0.62
Population Standard Deviation	+/-0.61
Standard Error (base on SD)	+/-0.15
Standard Error (base on PSD)	+/-0.15

4. Organized the discussion section to achieve those goals.

1 Poor	0	0.00%
2 Below Average	0	0.00%
3 Average	0	0.00%
4 Above Average	4	25.00%
5 Excellent	12	75.00%
Total	16	



1 Poor	0	0.00%
2 Below Average	0	0.00%
3 Average	0	0.00%
4 Above Average	2	12.50%
5 Excellent	14	87.50%
Total	16	



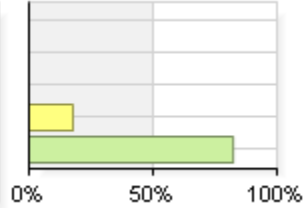
Statistics	Value
Response Count	16
Mean	4.75
Median	5.00
Mode	5
Standard Deviation	+/-0.45
Population Standard Deviation	+/-0.43
Standard Error (base on SD)	+/-0.11
Standard Error (base on PSD)	+/-0.11

Statistics	Value
Response Count	16
Mean	4.88
Median	5.00
Mode	5
Standard Deviation	+/-0.34
Population Standard Deviation	+/-0.33
Standard Error (base on SD)	+/-0.09
Standard Error (base on PSD)	+/-0.08

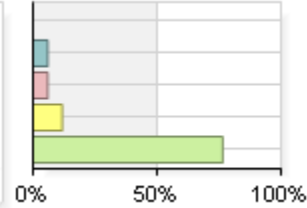
5. Presented material in clear, understandable language.

6. Used chalkboard/whiteboard and other visual aids effectively.

1 Poor	0	0.00%
2 Below Average	0	0.00%
3 Average	0	0.00%
4 Above Average	3	17.65%
5 Excellent	14	82.35%
Total	17	



1 Poor	0	0.00%
2 Below Average	1	5.88%
3 Average	1	5.88%
4 Above Average	2	11.76%
5 Excellent	13	76.47%
Total	17	



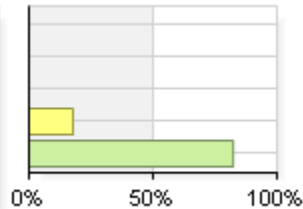
Statistics	Value
Response Count	17
Mean	4.82
Median	5.00
Mode	5
Standard Deviation	+/-0.39
Population Standard Deviation	+/-0.38
Standard Error (base on SD)	+/-0.10
Standard Error (base on PSD)	+/-0.09

Statistics	Value
Response Count	17
Mean	4.59
Median	5.00
Mode	5
Standard Deviation	+/-0.87
Population Standard Deviation	+/-0.84
Standard Error (base on SD)	+/-0.21
Standard Error (base on PSD)	+/-0.20

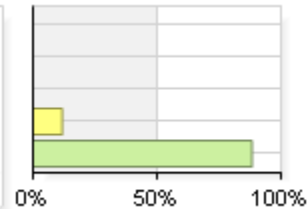
7. Was knowledgeable about the subject matter of the course.

8. Carefully explained difficult concepts, methods, and subject matter.

1 Poor	0	0.00%
2 Below Average	0	0.00%
3 Average	0	0.00%
4 Above Average	3	17.65%
5 Excellent	14	82.35%
Total	17	



1 Poor	0	0.00%
2 Below Average	0	0.00%
3 Average	0	0.00%
4 Above Average	2	11.76%
5 Excellent	15	88.24%
Total	17	



Statistics	Value
Response Count	17
Mean	4.82
Median	5.00
Mode	5

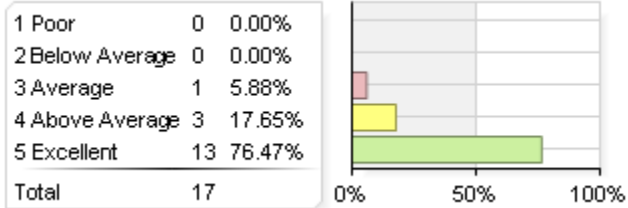
Statistics	Value
Response Count	17
Mean	4.88
Median	5.00
Mode	5

Standard Deviation	+/-0.39
Population Standard Deviation	+/-0.38
Standard Error (base on SD)	+/-0.10
Standard Error (base on PSD)	+/-0.09

Standard Deviation	+/-0.33
Population Standard Deviation	+/-0.32
Standard Error (base on SD)	+/-0.08
Standard Error (base on PSD)	+/-0.08

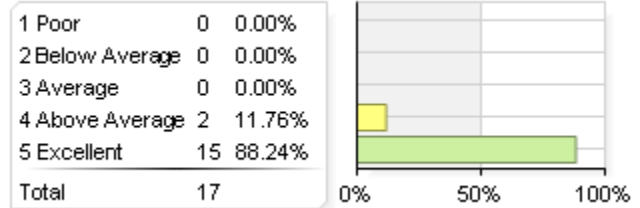
## Teaching Assistant Evaluation Form (continued)

9. Provided useful insights into the the way research is done in this field.



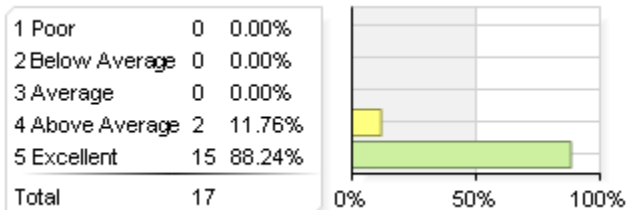
Statistics	Value
Response Count	17
Mean	4.71
Median	5.00
Mode	5
Standard Deviation	+/-0.59
Population Standard Deviation	+/-0.57
Standard Error (base on SD)	+/-0.14
Standard Error (base on PSD)	+/-0.14

10. Was enthusiastic about communicating the subject matter.



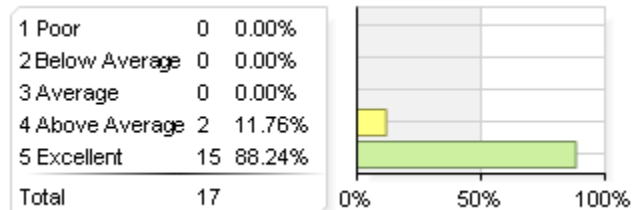
Statistics	Value
Response Count	17
Mean	4.88
Median	5.00
Mode	5
Standard Deviation	+/-0.33
Population Standard Deviation	+/-0.32
Standard Error (base on SD)	+/-0.08
Standard Error (base on PSD)	+/-0.08

11. Encouraged students to participate in their learning (e.g., through discussion, projects, study groups and other appropriate activities).



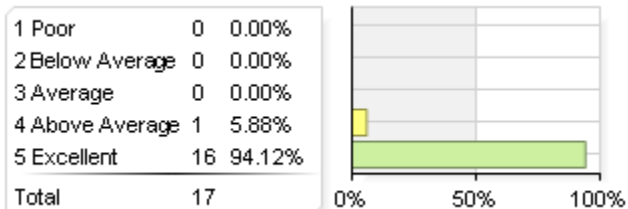
Statistics	Value
Response Count	17
Mean	4.88
Median	5.00
Mode	5
Standard Deviation	+/-0.33
Population Standard Deviation	+/-0.32
Standard Error (base on SD)	+/-0.08
Standard Error (base on PSD)	+/-0.08

12. Was accessible to students (e.g., during office hours, before and after class, etc.).



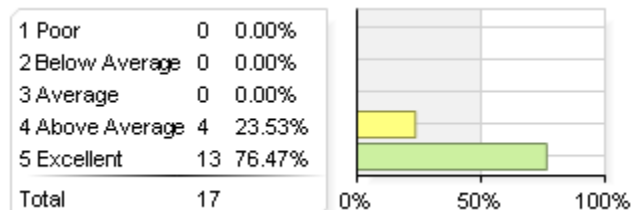
Statistics	Value
Response Count	17
Mean	4.88
Median	5.00
Mode	5
Standard Deviation	+/-0.33
Population Standard Deviation	+/-0.32
Standard Error (base on SD)	+/-0.08
Standard Error (base on PSD)	+/-0.08

13. Evaluated student work in fair and appropriate ways (if applicable).



Statistics	Value
------------	-------

14. Gave helpful feedback on assignments.



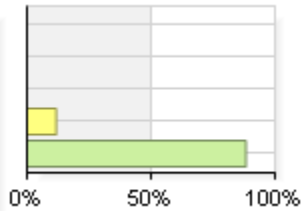
Statistics	Value
Response Count	17

Response Count	17
Mean	4.94
Median	5.00
Mode	5
Standard Deviation	+/-0.24
Population Standard Deviation	+/-0.24
Standard Error (base on SD)	+/-0.06
Standard Error (base on PSD)	+/-0.06

Mean	4.76
Median	5.00
Mode	5
Standard Deviation	+/-0.44
Population Standard Deviation	+/-0.42
Standard Error (base on SD)	+/-0.11
Standard Error (base on PSD)	+/-0.10

### Overall, how would you rate this teaching assistant?

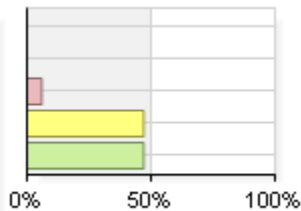
1 Poor	0	0.00%
2 Below Average	0	0.00%
3 Average	0	0.00%
4 Above Average	2	11.76%
5 Excellent	15	88.24%
Total	17	



Statistics	Value
Response Count	17
Mean	4.88
Median	5.00
Mode	5
Standard Deviation	+/-0.33
Population Standard Deviation	+/-0.32
Standard Error (base on SD)	+/-0.08
Standard Error (base on PSD)	+/-0.08

### Overall, how would you rate this discussion section?

1 Poor	0	0.00%
2 Below Average	0	0.00%
3 Average	1	5.88%
4 Above Average	8	47.06%
5 Excellent	8	47.06%
Total	17	



Statistics	Value
Response Count	17
Mean	4.41
Median	4.00
Mode	4, 5
Standard Deviation	+/-0.62
Population Standard Deviation	+/-0.60
Standard Error (base on SD)	+/-0.15
Standard Error (base on PSD)	+/-0.15

### What were this TA's main strengths?

## Comment

Caring for students and knowledge of concepts and ideas

Scott is a very intelligent individual. He always has an interesting take on the class readings and consistently leads a productive conversation in discussion section. Additionally, he is always happy help students who have questions regarding the course.

He is very approachable

Scott is very good at recapping material and pointing out relevant take-aways from every class. He was also good and reviewing material for class assignments and pointing out interesting aspects of all material.

Helped to understand readings

He is very good at getting a rigid discussion session to go forward despite a reluctance to participate.

Very professional, always on time, and always prepared. I hope Scott goes on to work at a great university.

He was kind and explained the concepts very specific and clear. Wrote things on the board for us to understand

Concise, consistent, very helpful, open to discussion, open for improvements, knowledgeable, nice, caring

- Knowledge of the material
- Clarification of professor's arguments
- Posited great questions for the discussion that furthered discussion, introduced new topics, created new ideas, etc.
- Related new ideas to old ideas (newer concepts to concepts introduced earlier on in the course)

The TA was clear in his passion for not only the subject but also for the students. It made the class enjoyable knowing that he had a clear desire to be here and to be teaching this course. He always geared the class towards the readings of that week and never cancelled or left a class with out addressing every aspect of what we needed to know. He made sure to point out main themes and kept the discussion relevant to the course.

His insight and capability in being able to lead a discussion while still addressing the major points gone over in class readings and lectures.

He was very personable and knowledgeable in the subject. He was able to help reaffirm the more difficult (see: abstract) aspects of the course. Also, he managed to make the discussions enjoyable.

Made sure to get students who don't normally participate involved in the class and making contributions

His ability to explain things clearly

## How might this TA improve his or her teaching effectiveness?

### Comment

Visuals ie powerpoint

No recommendations

Maybe create more activities for the class in order to make people less shy to participate.

Establish a more personal connection with your students.

More energy! The class was a drag because he was very calm a lot

more organization in regards to discussing topics

He cold improve by maybe creating more engaging activities. Since this section followed the lecture, it could be repetitive, and I would've enjoyed more activities and then discussing them after as a way to put our knowledge into practice.

He has a quirk in his speech where he says "ugh". It's comparable to an "uh" (like President Obama), or a "like" (like say, a valley girl). It is something that isn't detrimental, but can be a bit of a distraction.

Less of a focus on the books and more on how things could be applied in real life

## Additional comments?

### Comment

Enjoy Japan

GREAT TA! Promote him! He loves to teach.

I really enjoyed having Scott as a TA, and I wish him the best of luck in Japan.



**USC** University of  
Southern California

## **Individual Report for Instructor Wilbur (51913-20151 : POSC-110 Ideology and Political Conflict (51913))**

### **USC Student Course Evaluations - Spring 2015**

Project Audience 25

Responses Received 19

Response Ratio 76.00%

**Creation Date** Mon, Aug 31, 2015

Technology powered by blue 

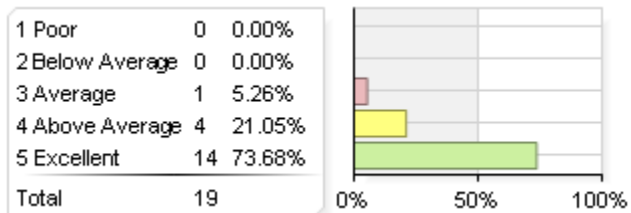


Please provide the name of your TA.

Comment
Scott Wilbur
Scott Wilbur
Scott Wilbur
Scott Wilbur
Scott Wilbur
Scott Wilbur
Scott
Scott Wilbur
Scott Wilbur
Scott Wilbur
Scott
Scott Wilbur
Scott Wilbur
Scott Wilbur
Scott Wilbur
Scott Wilbur
Scott
Scott Wilbur

### Teaching Assistant Evaluation Form

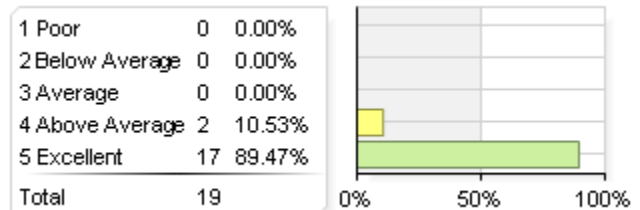
1. Clearly related the purpose and material in the discussion section to the lecture component of the course.



Statistics	Value
Response Count	19
Mean	4.68
Median	5.00
Mode	5
Standard Deviation	+/-0.58
Population Standard Deviation	+/-0.57
Standard Error (base on SD)	+/-0.13
Standard Error (base on PSD)	+/-0.13

3. Articulated the goals of the discussion section clearly.

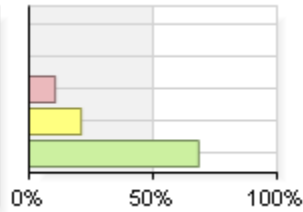
2. Was consistently punctual.



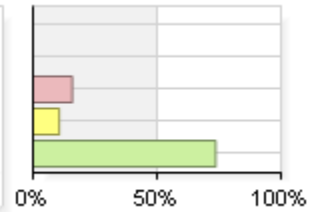
Statistics	Value
Response Count	19
Mean	4.89
Median	5.00
Mode	5
Standard Deviation	+/-0.32
Population Standard Deviation	+/-0.31
Standard Error (base on SD)	+/-0.07
Standard Error (base on PSD)	+/-0.07

4. Organized the discussion section to achieve those goals.

1 Poor	0	0.00%
2 Below Average	0	0.00%
3 Average	2	10.53%
4 Above Average	4	21.05%
5 Excellent	13	68.42%
Total	19	



1 Poor	0	0.00%
2 Below Average	0	0.00%
3 Average	3	15.79%
4 Above Average	2	10.53%
5 Excellent	14	73.68%
Total	19	



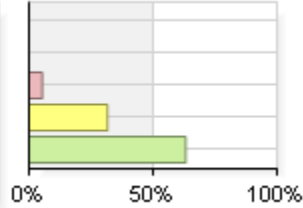
Statistics	Value
Response Count	19
Mean	4.58
Median	5.00
Mode	5
Standard Deviation	+/-0.69
Population Standard Deviation	+/-0.67
Standard Error (base on SD)	+/-0.16
Standard Error (base on PSD)	+/-0.15

Statistics	Value
Response Count	19
Mean	4.58
Median	5.00
Mode	5
Standard Deviation	+/-0.77
Population Standard Deviation	+/-0.75
Standard Error (base on SD)	+/-0.18
Standard Error (base on PSD)	+/-0.17

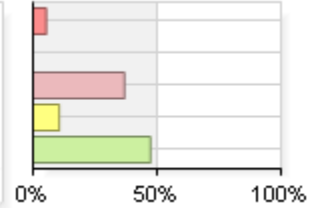
5. Presented material in clear, understandable language.

6. Used chalkboard/whiteboard and other visual aids effectively.

1 Poor	0	0.00%
2 Below Average	0	0.00%
3 Average	1	5.26%
4 Above Average	6	31.58%
5 Excellent	12	63.16%
Total	19	



1 Poor	1	5.26%
2 Below Average	0	0.00%
3 Average	7	36.84%
4 Above Average	2	10.53%
5 Excellent	9	47.37%
Total	19	



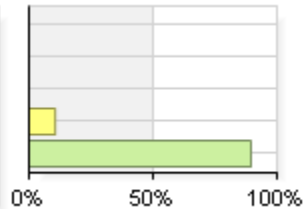
Statistics	Value
Response Count	19
Mean	4.58
Median	5.00
Mode	5
Standard Deviation	+/-0.61
Population Standard Deviation	+/-0.59
Standard Error (base on SD)	+/-0.14
Standard Error (base on PSD)	+/-0.14

Statistics	Value
Response Count	19
Mean	3.95
Median	4.00
Mode	5
Standard Deviation	+/-1.18
Population Standard Deviation	+/-1.15
Standard Error (base on SD)	+/-0.27
Standard Error (base on PSD)	+/-0.26

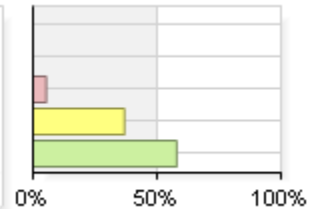
7. Was knowledgeable about the subject matter of the course.

8. Carefully explained difficult concepts, methods, and subject matter.

1 Poor	0	0.00%
2 Below Average	0	0.00%
3 Average	0	0.00%
4 Above Average	2	10.53%
5 Excellent	17	89.47%
Total	19	



1 Poor	0	0.00%
2 Below Average	0	0.00%
3 Average	1	5.26%
4 Above Average	7	36.84%
5 Excellent	11	57.89%
Total	19	



Statistics	Value
Response Count	19
Mean	4.89
Median	5.00
Mode	5

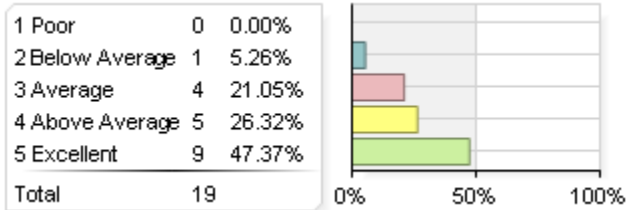
Statistics	Value
Response Count	19
Mean	4.53
Median	5.00
Mode	5

Standard Deviation	+/-0.32
Population Standard Deviation	+/-0.31
Standard Error (base on SD)	+/-0.07
Standard Error (base on PSD)	+/-0.07

Standard Deviation	+/-0.61
Population Standard Deviation	+/-0.60
Standard Error (base on SD)	+/-0.14
Standard Error (base on PSD)	+/-0.14

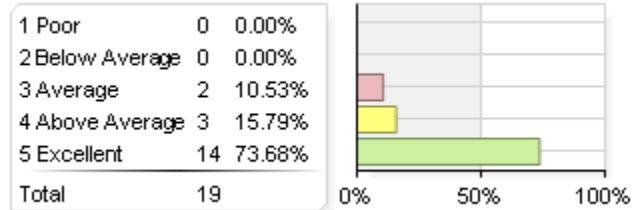
## Teaching Assistant Evaluation Form (continued)

9. Provided useful insights into the the way research is done in this field.



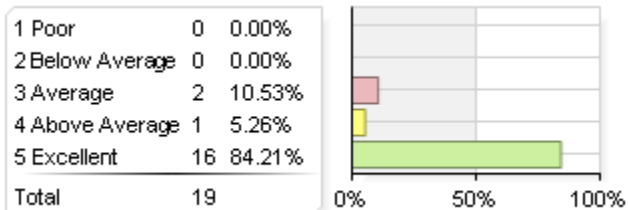
Statistics	Value
Response Count	19
Mean	4.16
Median	4.00
Mode	5
Standard Deviation	+/-0.96
Population Standard Deviation	+/-0.93
Standard Error (base on SD)	+/-0.22
Standard Error (base on PSD)	+/-0.21

10. Was enthusiastic about communicating the subject matter.



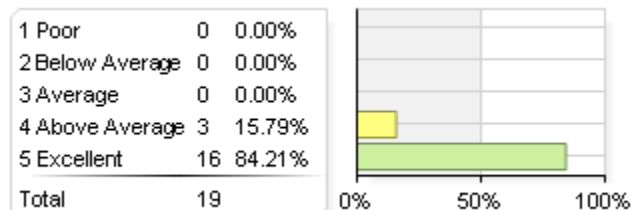
Statistics	Value
Response Count	19
Mean	4.63
Median	5.00
Mode	5
Standard Deviation	+/-0.68
Population Standard Deviation	+/-0.67
Standard Error (base on SD)	+/-0.16
Standard Error (base on PSD)	+/-0.15

11. Encouraged students to participate in their learning (e.g., through discussion, projects, study groups and other appropriate activities).



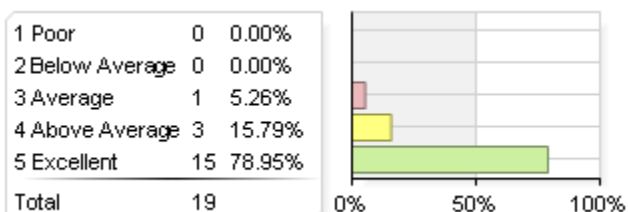
Statistics	Value
Response Count	19
Mean	4.74
Median	5.00
Mode	5
Standard Deviation	+/-0.65
Population Standard Deviation	+/-0.64
Standard Error (base on SD)	+/-0.15
Standard Error (base on PSD)	+/-0.15

12. Was accessible to students (e.g., during office hours, before and after class, etc.).



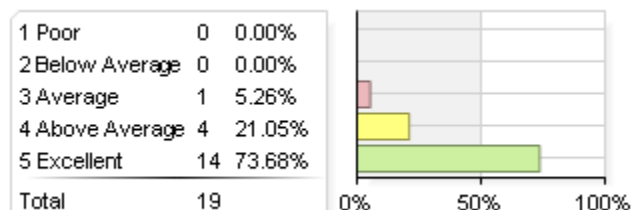
Statistics	Value
Response Count	19
Mean	4.84
Median	5.00
Mode	5
Standard Deviation	+/-0.37
Population Standard Deviation	+/-0.36
Standard Error (base on SD)	+/-0.09
Standard Error (base on PSD)	+/-0.08

13. Evaluated student work in fair and appropriate ways (if applicable).



Statistics	Value
Response Count	19

14. Gave helpful feedback on assignments.



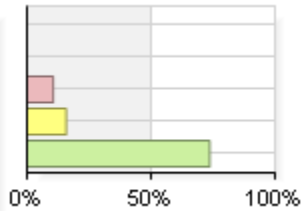
Statistics	Value
Response Count	19

Response Count	19
Mean	4.74
Median	5.00
Mode	5
Standard Deviation	+/-0.56
Population Standard Deviation	+/-0.55
Standard Error (base on SD)	+/-0.13
Standard Error (base on PSD)	+/-0.13

Mean	4.68
Median	5.00
Mode	5
Standard Deviation	+/-0.58
Population Standard Deviation	+/-0.57
Standard Error (base on SD)	+/-0.13
Standard Error (base on PSD)	+/-0.13

### Overall, how would you rate this teaching assistant?

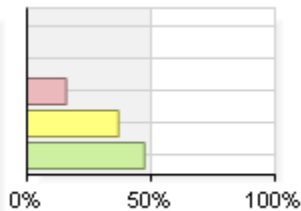
1 Poor	0	0.00%
2 Below Average	0	0.00%
3 Average	2	10.53%
4 Above Average	3	15.79%
5 Excellent	14	73.68%
Total	19	



Statistics	Value
Response Count	19
Mean	4.63
Median	5.00
Mode	5
Standard Deviation	+/-0.68
Population Standard Deviation	+/-0.67
Standard Error (base on SD)	+/-0.16
Standard Error (base on PSD)	+/-0.15

### Overall, how would you rate this discussion section?

1 Poor	0	0.00%
2 Below Average	0	0.00%
3 Average	3	15.79%
4 Above Average	7	36.84%
5 Excellent	9	47.37%
Total	19	



Statistics	Value
Response Count	19
Mean	4.32
Median	4.00
Mode	5
Standard Deviation	+/-0.75
Population Standard Deviation	+/-0.73
Standard Error (base on SD)	+/-0.17
Standard Error (base on PSD)	+/-0.17

### What were this TA's main strengths?

## Comment

He was very approachable and thoroughly went over the material

Scott comes across as being as knowledgeable about the material as the professor, which helped for having two helpful sources when there was a question. What I also appreciated about the way he ran discussion sections, was that he always kept the discussion focused on the lecture materials; unlike some courses, the conversations were not allowed to dissolve into different students' political view tangents.

very knowledgeable and enthusiastic about the course material

Scott was extremely helpful, he was always willing to time to meet with students and explain the difficult concepts. Before the mid term he scheduled multiple review sessions to make sure every student could attend at least one. He made discussion interest and encouraged participation. He graded our quizzes very and test very prompt and provided useful feedback.

Scott was a knowledgeable and engaging TA. He made going to discussion worthwhile and definitely helped make sense of a difficult class.

Very patient and nice as well as well-versed in the course

really good at his job; knowledgeable of the course material

Wilbur consistently tried to help his students and showed integrity throughout the whole semester.

Very patient, knowledgeable, and helpful. Scott taught in a way that was very engaging because he encouraged and welcomed a variety of students' opinions. He was very open-minded and aimed to understand the many different ways in which students could potentially interpret some of the controversial material we covered in class. In addition, Scott always made himself very available to helping students out additionally.

Scott was able to break down difficult reads and explain them in ways that made sense. He also prepared us for the midterm very well.

Has an apparent knowledge of the content and has a strong desire to assist students which is greatly appreciated.

Scott was accessible to students and always encouraging of our group discussions

He is easily accessible and easy to approach. He broke down the main concepts from each of the readings and made it easier to comprehend. But above all, he made extra time to prepare the class for the midterm and quizzes, adding additional study review sessions. Scott has been one of my favorite TA's and complemented to Kamas's teaching.

Patience

Scott has been an invaluable source of information and insight on an otherwise difficult subject. He was able to clearly conceptualize the ideas that were presented in lecture, encouraged participation among students, and facilitated discussions that were diverse in their viewpoints. Scott actively set aside extra meeting sessions outside of his office hours to hold study groups for all students that were interested. By far, Scott is one of the best teaching assistants that i have had the pleasure of learning under.

enthusiastic

He's smart and genuinely interested in his students, he's good at playing devil's advocate in the discussion sections and generally seems to have a good grip on the course.

## How might this TA improve his or her teaching effectiveness?

### Comment

He did a great job. I seriously can't think of anything more he could do

Sometimes the TA sessions felt like repetition of the lectures. I don't have a recommendation for how to improve this because I don't know how, but it is just an observation.

The only thing that could make him a more effective TA would be to provide slightly more feedback on the tests, although i am sure that if someone had gone to his office hours and asked for more feedback he would have been happy to help

It was really the class' fault but maybe a little bit more enthusiasm.

Nothing as he was very helpful and passionate about helping.

Some of the material we covered in this class was incredibly dense and abstract, so maybe drawing on outside examples, or more rudimentary examples would have made some of the course material more digestible.

Keep doing what you're doing!

The discussion section wasn't very structured which did not inspire interaction/involvement except from those students

who are very verbose and active learners. In a more mellow class setting, this could easily hinder other students' participation and learning experience.

none I can think of

Get students to interact early on with one another.

less "dead" time between discussion; get the class talking, we're just as bored as you think

visual aids

He sometimes stutters in class and it feels like he doesn't really know where to take the class when the discussion dries up. He also has a monotone voice which can be dull sometimes. He could show a little more energy and enthusiasm during discussion.

## Additional comments?

### Comment

I hope to have a TA like him in the future. He was there for us when we needed help on anything, including class material and even school problems in general.

THANK YOU!

Excellent class

Thumbs up, Scott.

Great TA!

An available study guide would have been very well received.