



Individual Report for Instructor Wilbur (51907-20141 : POSC-120 Comparative Politics)

USC Student Course Evaluations - Spring 2014

Project Audience 15

Responses Received 11

Response Ratio 73.33%

Subject Details

Name	POSC-120 Comparative Politics
Section	51907-20141
Course Type	Discussion
Course Department	POSC
First Name	Scott
Last Name	Wilbur
Email	sawilbur@usc.edu

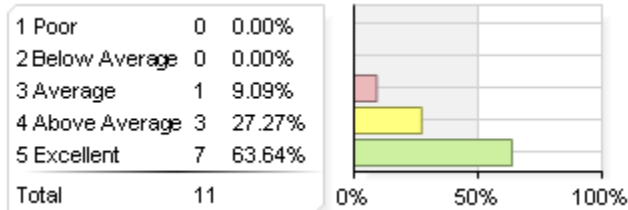
Creation Date Wed, Mar 11, 2015

Please provide the name of your TA.

Comment
Scott Wilbur
Scott Wilbur
Scott Wilbur
Scott Wilbur
Scott Wilbur
Scott Wilbur
Scott Wilbur
Scott Wilbur
Scott Wilbur
Scott Wilbur
Scott

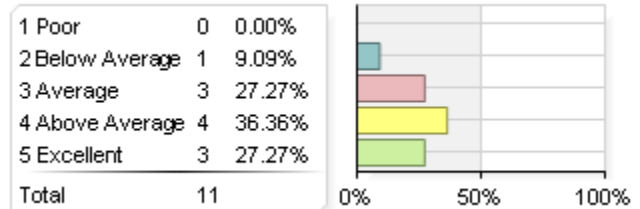
How would you rate the teaching assistant's effectiveness in each of the following areas?

1. Clearly related the purpose and material in the discussion section to the lecture component of the course.



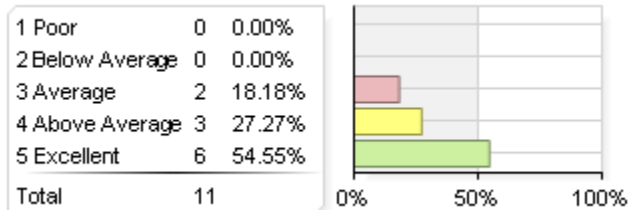
Statistics	Value
Mean	4.55
Median	5.00
Standard Deviation	+/-0.69

2. Was consistently punctual.



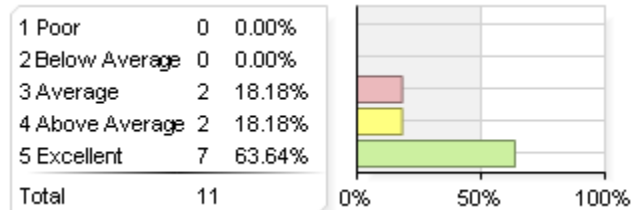
Statistics	Value
Mean	3.82
Median	4.00
Standard Deviation	+/-0.98

3. Articulated the goals of the discussion section clearly.



Statistics	Value
Mean	4.36
Median	5.00
Standard Deviation	+/-0.81

4. Organized the discussion section to achieve those goals.

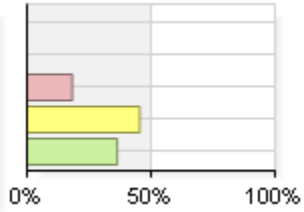


Statistics	Value
Mean	4.45
Median	5.00
Standard Deviation	+/-0.82

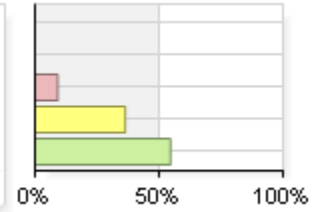
5. Presented material in clear, understandable language.

6. Used chalkboard/whiteboard and other visual aids effectively.

1 Poor	0	0.00%
2 Below Average	0	0.00%
3 Average	2	18.18%
4 Above Average	5	45.45%
5 Excellent	4	36.36%
Total	11	



1 Poor	0	0.00%
2 Below Average	0	0.00%
3 Average	1	9.09%
4 Above Average	4	36.36%
5 Excellent	6	54.55%
Total	11	

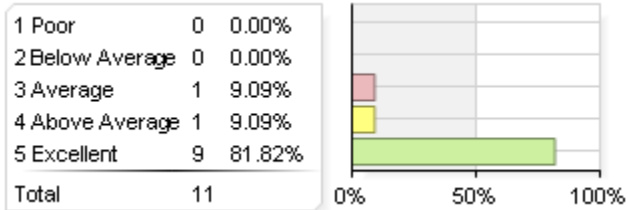


Statistics	Value
Mean	4.18
Median	4.00
Standard Deviation	+/-0.75

Statistics	Value
Mean	4.45
Median	5.00
Standard Deviation	+/-0.69

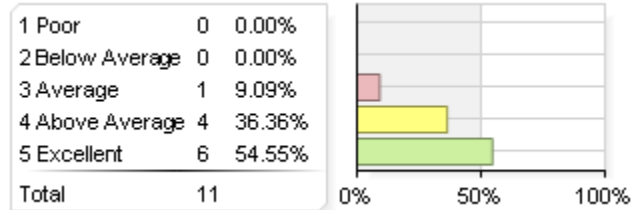
How would you rate the teaching assistant's effectiveness in each of the following areas? (continued)

7. Was knowledgeable about the subject matter of the course.



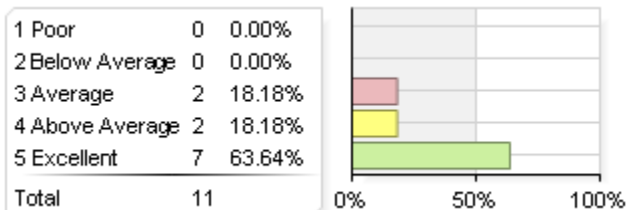
Statistics	Value
Mean	4.73
Median	5.00
Standard Deviation	+/-0.65

8. Carefully explained difficult concepts, methods, and subject matter.



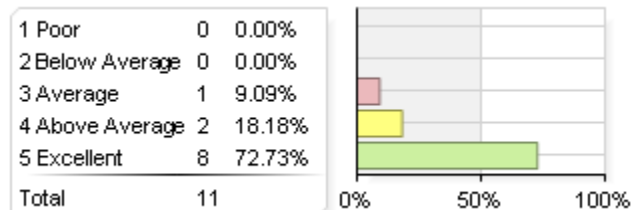
Statistics	Value
Mean	4.45
Median	5.00
Standard Deviation	+/-0.69

9. Provided useful insights into the the way research is done in this field.



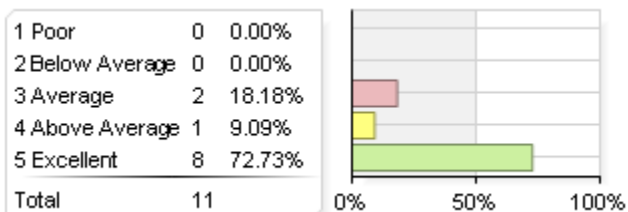
Statistics	Value
Mean	4.45
Median	5.00
Standard Deviation	+/-0.82

10. Was enthusiastic about communicating the subject matter.



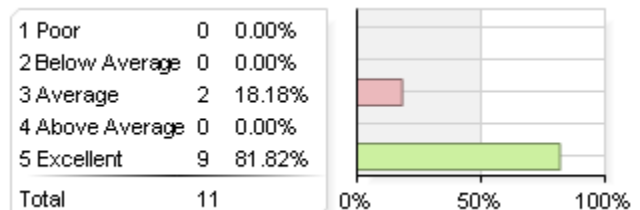
Statistics	Value
Mean	4.64
Median	5.00
Standard Deviation	+/-0.67

11. Encouraged students to participate in their learning (e.g., through discussion, projects, study groups and other appropriate activities).



Statistics	Value
Mean	4.55
Median	5.00
Standard Deviation	+/-0.82

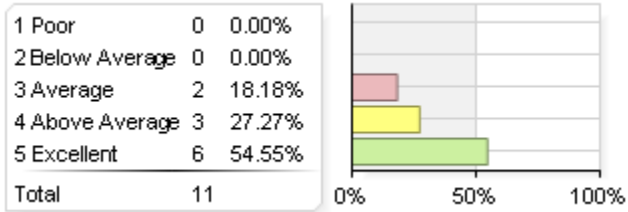
12. Was accessible to students (e.g., during office hours, before and after class, etc.).



Statistics	Value
Mean	4.64
Median	5.00
Standard Deviation	+/-0.81

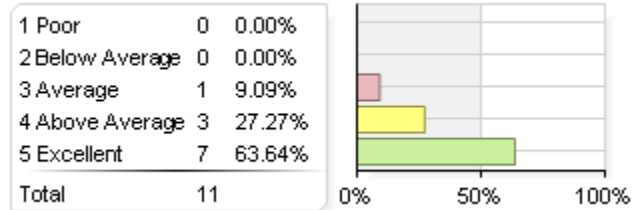
How would you rate the teaching assistant's effectiveness in each of the following areas? (continued)

13. Evaluated student work in fair and appropriate ways (if applicable).



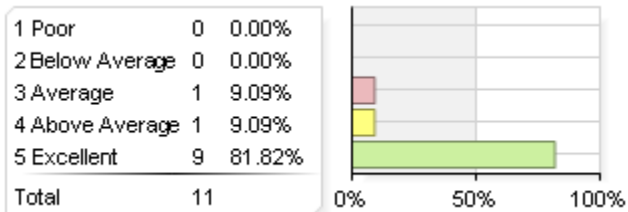
Statistics	Value
Mean	4.36
Median	5.00
Standard Deviation	+/-0.81

14. Gave helpful feedback on assignments.



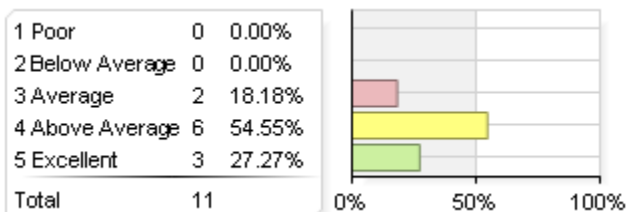
Statistics	Value
Mean	4.55
Median	5.00
Standard Deviation	+/-0.69

Overall, how would you rate this teaching assistant?



Statistics	Value
Mean	4.73
Median	5.00
Standard Deviation	+/-0.65

Overall, how would you rate this discussion section?



Statistics	Value
Mean	4.09
Median	4.00
Standard Deviation	+/-0.70

What were this TA's main strengths?

Comment
He articulated the course material well
Very helpful
Very knowledgeable about the subject. Organized discussion in an effective manner.

Scott was very enthusiastic about the material and had a lot of knowledge to offer. He was organized and consistently made efforts to reach out to students if they needed help. Always responded to emails quickly which was helpful.

responsive to feedback

Very knowledgeable about the subject matter

He was consistent and articulate when discussing the weeks subject matter. He also did a great job considering discussion was at 8:30 a.m. and some people were basically zombies at that time.

He was very passionate about the subject and is VERY knowledgeable! I really enjoyed learning from him about comparative politics.

Knowledgeable about political science

Explained difficult concepts well, was available to help, and encouraged participation

How might this TA improve his or her teaching effectiveness?

Comment

It may have been helpful to have a little more structure in discussion sections

stop saying "um" when lecturing

Nothing that I can think of.

Maybe make some powerpoints for discussion.

n/a

Have a more organized agenda for discussion

He can incorporate more of the lecture into the discussion sections.

Speak more clearly

Using more visual aids

Additional comments?

Comment

Great job, enjoyed the class.

Scott was a great TA!

thanks!

Thanks for a great year Scott! I really enjoyed this class, and I look forward to taking more comparative politics classes in the future! You were great and very insightful!

Scott was a good TA



Individual Report for Instructor Wilbur (51908-20141 : POSC-120 Comparative Politics)

USC Student Course Evaluations - Spring 2014

Project Audience 17

Responses Received 10

Response Ratio 58.82%

Subject Details

Name	POSC-120 Comparative Politics
Section	51908-20141
Course Type	Discussion
Course Department	POSC
First Name	Scott
Last Name	Wilbur
Email	sawilbur@usc.edu

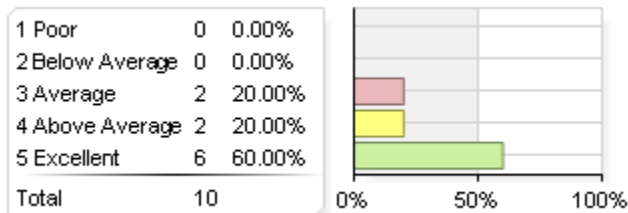
Creation Date Wed, Mar 11, 2015

Please provide the name of your TA.

Comment
Scott Wilbur
Scott Wilbur
Scott Wilbur
Scott Wilbur
Scott Wilbur
Scott Wilbur
Scott Wilbur
Scott Wilbur
Scott Wilbur
Scott Wilbur
Scott Wilbur

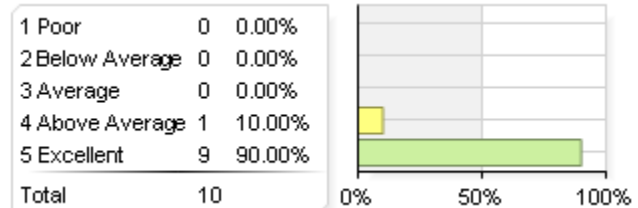
How would you rate the teaching assistant's effectiveness in each of the following areas?

1. Clearly related the purpose and material in the discussion section to the lecture component of the course.



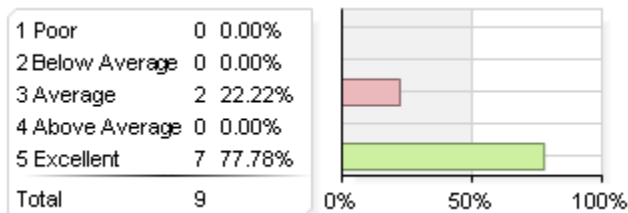
Statistics	Value
Mean	4.40
Median	5.00
Standard Deviation	+/-0.84

2. Was consistently punctual.



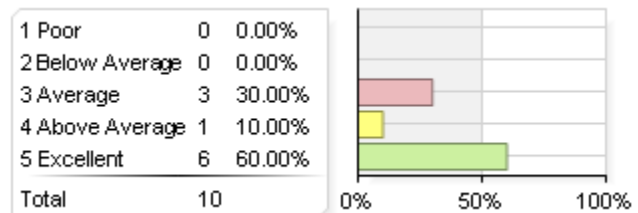
Statistics	Value
Mean	4.90
Median	5.00
Standard Deviation	+/-0.32

3. Articulated the goals of the discussion section clearly.



Statistics	Value
Mean	4.56
Median	5.00
Standard Deviation	+/-0.88

4. Organized the discussion section to achieve those goals.

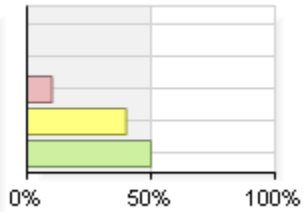


Statistics	Value
Mean	4.30
Median	5.00
Standard Deviation	+/-0.95

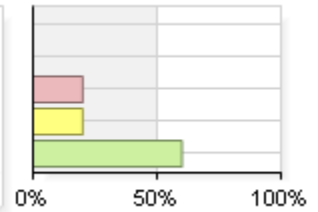
5. Presented material in clear, understandable language.

6. Used chalkboard/whiteboard and other visual aids effectively.

1 Poor	0	0.00%
2 Below Average	0	0.00%
3 Average	1	10.00%
4 Above Average	4	40.00%
5 Excellent	5	50.00%
Total	10	



1 Poor	0	0.00%
2 Below Average	0	0.00%
3 Average	2	20.00%
4 Above Average	2	20.00%
5 Excellent	6	60.00%
Total	10	

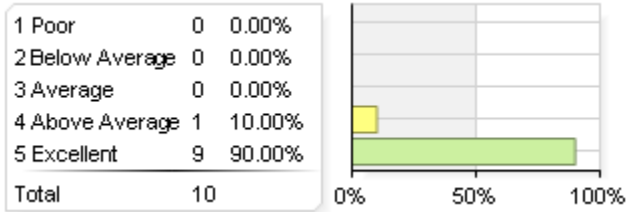


Statistics	Value
Mean	4.40
Median	4.50
Standard Deviation	+/-0.70

Statistics	Value
Mean	4.40
Median	5.00
Standard Deviation	+/-0.84

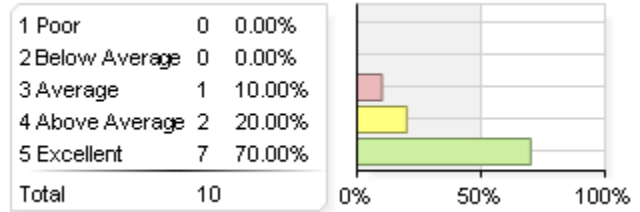
How would you rate the teaching assistant's effectiveness in each of the following areas? (continued)

7. Was knowledgeable about the subject matter of the course.



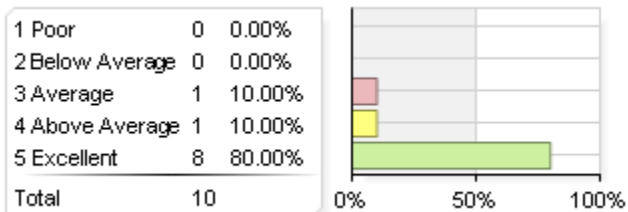
Statistics	Value
Mean	4.90
Median	5.00
Standard Deviation	+/-0.32

8. Carefully explained difficult concepts, methods, and subject matter.



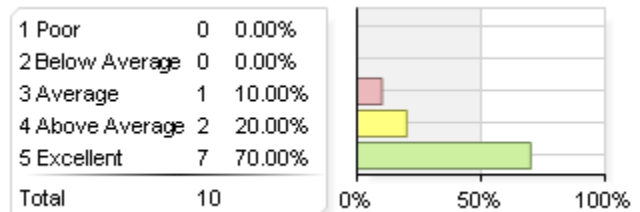
Statistics	Value
Mean	4.60
Median	5.00
Standard Deviation	+/-0.70

9. Provided useful insights into the the way research is done in this field.



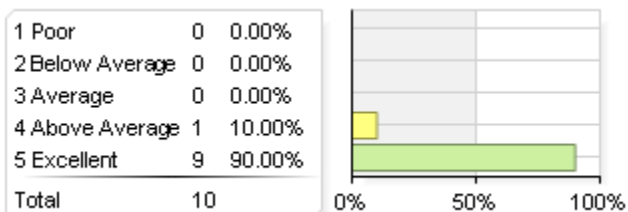
Statistics	Value
Mean	4.70
Median	5.00
Standard Deviation	+/-0.67

10. Was enthusiastic about communicating the subject matter.



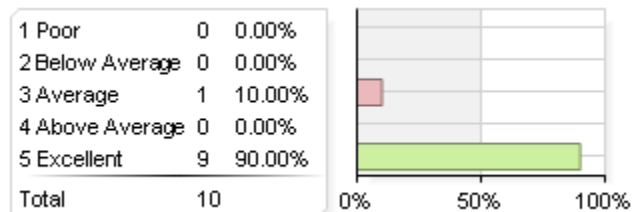
Statistics	Value
Mean	4.60
Median	5.00
Standard Deviation	+/-0.70

11. Encouraged students to participate in their learning (e.g., through discussion, projects, study groups and other appropriate activities).



Statistics	Value
Mean	4.90
Median	5.00
Standard Deviation	+/-0.32

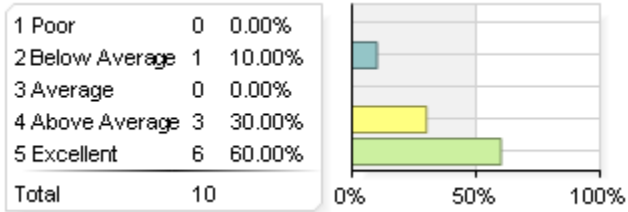
12. Was accessible to students (e.g., during office hours, before and after class, etc.).



Statistics	Value
Mean	4.80
Median	5.00
Standard Deviation	+/-0.63

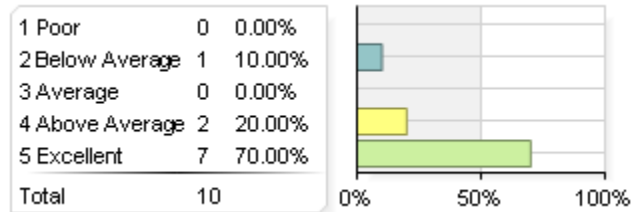
How would you rate the teaching assistant's effectiveness in each of the following areas? (continued)

13. Evaluated student work in fair and appropriate ways (if applicable).



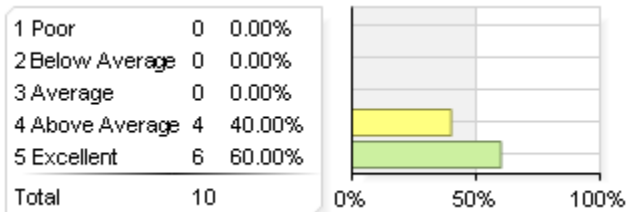
Statistics	Value
Mean	4.40
Median	5.00
Standard Deviation	+/-0.97

14. Gave helpful feedback on assignments.



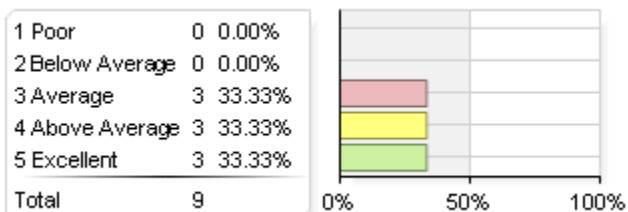
Statistics	Value
Mean	4.50
Median	5.00
Standard Deviation	+/-0.97

Overall, how would you rate this teaching assistant?



Statistics	Value
Mean	4.60
Median	5.00
Standard Deviation	+/-0.52

Overall, how would you rate this discussion section?



Statistics	Value
Mean	4.00
Median	4.00
Standard Deviation	+/-0.87

What were this TA's main strengths?

Comment

enthusiastic and knowledgeable

Very understanding and very encouraging. He liked people to participate and never intimidated students.

Very kind and accessible. Enthusiastically discussed our papers. Enthusiastically elaborated subject matter and was

always open to further questions. Was generally pretty clear and helpful in his explanations.

Very kind and wants to help students. Very knowledgeable

Expansive knowledge about the material and genuine interest in student's understanding of the material for the course

Amazing at delving into challenging concepts and giving us thorough responses to our questions.

Goes over difficult concepts and then relates them to current politics/events to further understanding and relevance. Very accessible over email and in person.

His knowledge of the information was more than any TA I have ever had. He really wants students to engage in discussion and learn the information

Clearly articulated the goals of the discussion sections and followed a planned schedule.

How might this TA improve his or her teaching effectiveness?

Comment

better use of visual aids

Discussion was not very structured. Sometimes I had trouble relating the content of the discussion to that of the lecture. It sometimes felt like a waste of time. He should create more specific discussion "lesson plans" and maybe collaborate more with the professor on what kind of information we should discuss. Also, he should be more consistent in his grading standards.

The discussion format wasn't super helpful, maybe more open discussion

Maybe less of a student opinion driven discussion section. The majority should be spent further articulating and clarifying lectures.

More conversational in discussion perhaps?

If the discussion questions were more structured so that students could interact more that would be better. I feel only the one's who did the most reading interacted most

Additional comments?

Comment

I really enjoyed Scott's weekly section to aid in my understanding of the material

It was a great experience having such a devoted and knowledgeable TA.
Fight on!

He is incredibly intelligent and I wouldn't be surprised if he ends up becoming President

Scott is a great TA. Fair grader, very knowledgeable. Best TA I have had at USC