



## Individual Report for Instructor Wilbur (51940-20133 : POSC-265 Environmental Challenges)

### USC Student Course Evaluations

Project Audience 99

Responses Received 56

Response Ratio 56.57%

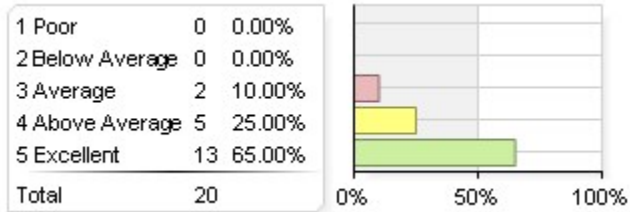
#### Subject Details

<b>Name</b>	POSC-265 Environmental Challenges
<b>Section</b>	51940-20133
<b>Course Type</b>	Lecture
<b>Course Department</b>	POSC
<b>First Name</b>	Scott Arthur
<b>Last Name</b>	Wilbur
<b>Email</b>	sawilbur@usc.edu

**Creation Date** Wed, Jan 08, 2014

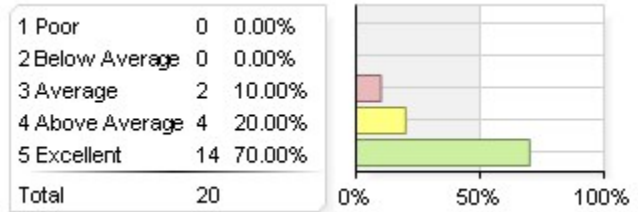
## How would you rate instructor Wilbur's effectiveness on the following items?

1. Clearly articulated course goals.



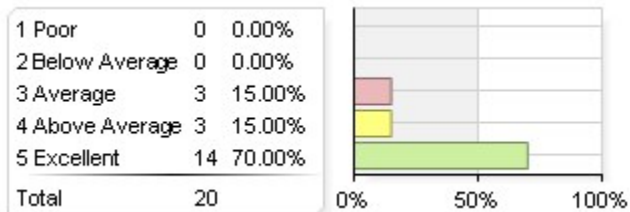
Statistics	Value
Mean	4.55
Median	5.00
Standard Deviation	+/-0.69

2. Organized course to achieve those goals.



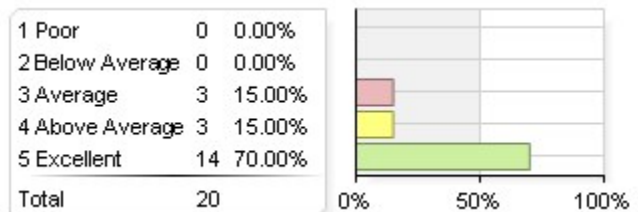
Statistics	Value
Mean	4.60
Median	5.00
Standard Deviation	+/-0.68

3. Carefully explained difficult concepts, methods, and subject matter.



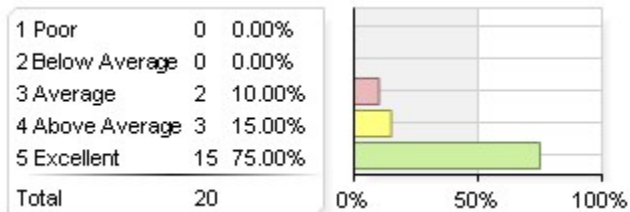
Statistics	Value
Mean	4.55
Median	5.00
Standard Deviation	+/-0.76

4. Encouraged students to participate in their learning (e.g., through discussion, projects, study groups and other appropriate activities).



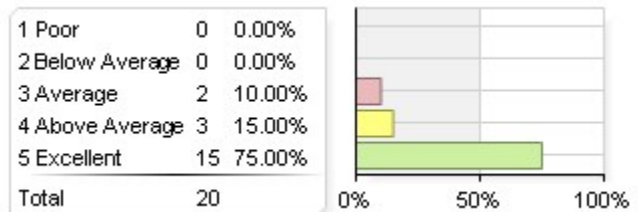
Statistics	Value
Mean	4.55
Median	5.00
Standard Deviation	+/-0.76

5. Was accessible to students (e.g., during office hours, before and after class, etc.).



Statistics	Value
Mean	4.65
Median	5.00
Standard Deviation	+/-0.67

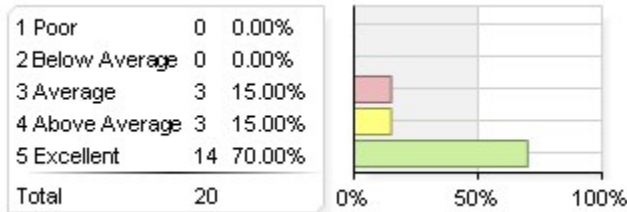
6. Evaluated student work in fair and appropriate ways.



Statistics	Value
Mean	4.65
Median	5.00
Standard Deviation	+/-0.67

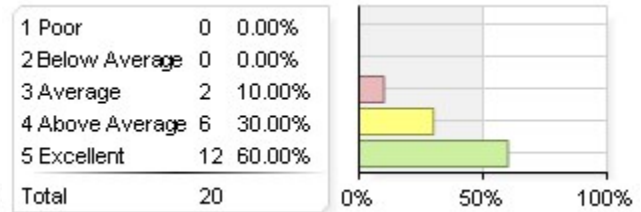
## How would you rate instructor Wilbur's effectiveness on the following items? (continued)

7. Was enthusiastic about communicating the subject matter.



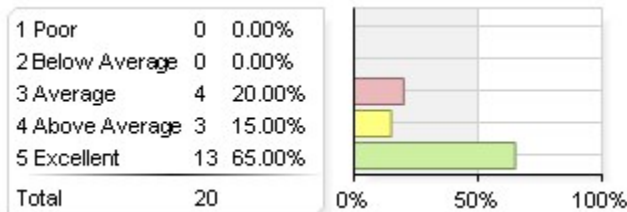
Statistics	Value
Mean	4.55
Median	5.00
Standard Deviation	+/-0.76

8. Stimulated student interest in the subject matter.



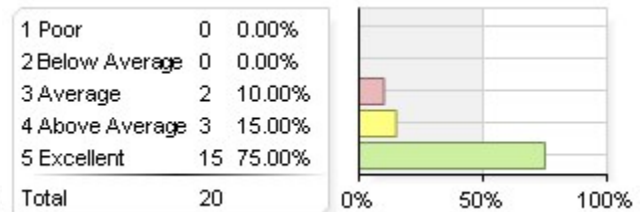
Statistics	Value
Mean	4.50
Median	5.00
Standard Deviation	+/-0.69

9. Presented subject matter in ways that were academically challenging.




Statistics	Value
Mean	4.45
Median	5.00
Standard Deviation	+/-0.83

10. Provided students a valuable learning experience.



Statistics	Value
Mean	4.65
Median	5.00
Standard Deviation	+/-0.67

### Overall, how would you rate instructor Wilbur?



Statistics	Value
Mean	4.60
Median	5.00
Standard Deviation	+/-0.68

### Overall, how would you rate this course?

1 Poor	2	3.57%
2 Below Average	5	8.93%
3 Average	22	39.29%
4 Above Average	13	23.21%
5 Excellent	14	25.00%
Total	56	



Statistics	Value
Mean	3.57
Median	3.00
Standard Deviation	+/-1.08

## What were instructor Wilbur's main strengths?

Comment
very helpful with clearing up assignments accessible and responded quickly to questions/ concerns understanding of different situations
He was very accessible to students and explained assignments thoroughly.
He was a fantastic TA. He was extremely interested in making sure you grasped the material and understood the projects. He was relaxed and approachable and really willing to help if any problems arose. I think he is a fantastic TA and easily one of the best I have had.
He was very enthusiastic about class participation. He encouraged us to share our ideas and never discredited what we had to say. He did a great job and it is very surprising to me that this was his first time as a section leader. He would make a great professor if he ever decided to do so.
very clear and through
Very nice and willing to help
Scott is very engaging in his teaching and he is a very caring person and approachable when I have questions.
he was very approachable and kind
Very caring TA. Enthusiastic, knowledgeable and understanding. He worked with me carefully, asking me for all my needs, and responded to all my emails quickly. He is meant to teach, because he does it excellently.
One of the best TA's I've ever had at USC.
Great attitude, smart, friendly, helpful, understanding
Enthusiastic
Very clear
very patient
He was always willing to help and his discussions really helped progress the projects.
He was always there to help. Genuinely caring, and responding to late night emails always looking to help.

## How might instructor Wilbur improve his or her teaching effectiveness?

Comment
made discussion more entertaining than just going over assignments on paper
I think he was a good instructor.
None.
may want to spend more time covering course material
I think he could work on being more prepared. I feel like he stuttered a lot during discussion and wasn't completely organized.
He could be a bit clearer and more engaging with his audience.

## Additional comments?

Comment
overall, i loved the class and it has made a great impact in terms of understanding environmental problems and what we can do to remediate the problem
His lectures were boring.
More classes should be structured this way at USC as it causes the student to apply the information they have learned in a hands-on and realistic setting.
Fantastic job this semester!
very interesting class, but can be explained in a more interesting manner
No
Very intriguing and beneficial class. It changed the way that I think about my actions and the effects that they may leave on the environment.
None
none
Prof. Sellers is one of the greatest professors at USC
There is WAY too much work in this class. This class was more time consuming than my upper division class. There are papers/[postings due almost every week
Good professor and well used in visual aid to provide clear ideas during lectures
Great job! Generally a great class !
Scott is easily my favorite TA. He is genuinely looking to help his students, and it really showed in my writing. when I enjoy a course, i tend to put more time and effort into it, and Scott was the main catalyst for this.



## Individual Report for Instructor Wilbur (51944-20133 : POSC-265 Environmental Challenges)

### USC Student Course Evaluations

Project Audience 25

Responses Received 14

Response Ratio 56.00%

#### Subject Details

<b>Name</b>	POSC-265 Environmental Challenges
<b>Section</b>	51944-20133
<b>Course Type</b>	Discussion
<b>Course Department</b>	POSC
<b>First Name</b>	Scott Arthur
<b>Last Name</b>	Wilbur
<b>Email</b>	sawilbur@usc.edu

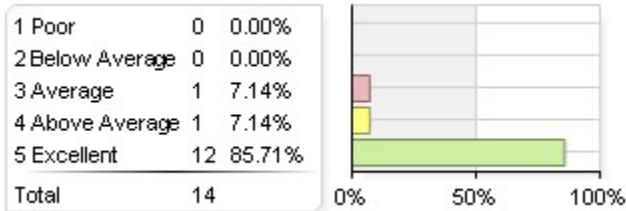
**Creation Date** Wed, Jan 08, 2014

**Please provide the name of your TA.**

Comment
Scott Wilbur
Scott wilbur
Scott Wilbur
Scott Wilbur
Scott Wilbur
Scott Wilbur
Scott Wilbur
Scott Arthur Wilbur
Scott Wilbur
Scott Wilbur
Scott Wilbur
Scott Wilbur
Scott Arthur Wilbur
Scott Wilbur

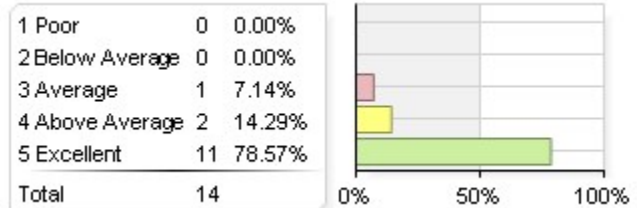
**How would you rate the teaching assistant's effectiveness in each of the following areas?**

1. Clearly related the purpose and material in the discussion section to the lecture component of the course.



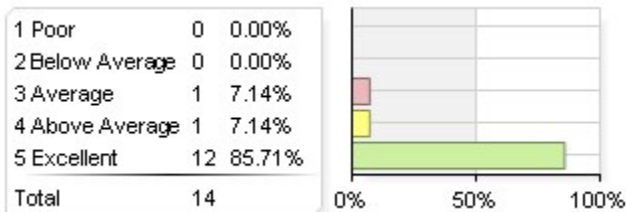
Statistics	Value
Mean	4.79
Median	5.00
Standard Deviation	+/-0.58

2. Was consistently punctual.



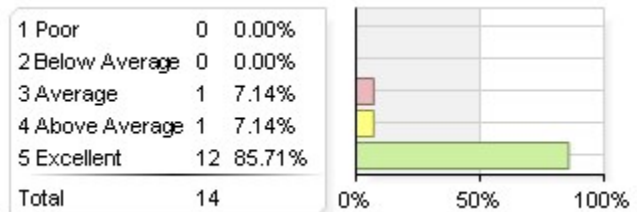
Statistics	Value
Mean	4.71
Median	5.00
Standard Deviation	+/-0.61

3. Articulated the goals of the discussion section clearly.



Statistics	Value
Mean	4.79
Median	5.00
Standard Deviation	+/-0.58

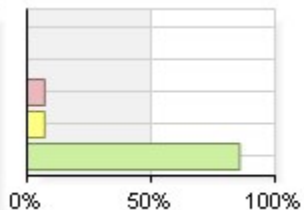
4. Organized the discussion section to achieve those goals.



Statistics	Value
Mean	4.79
Median	5.00
Standard Deviation	+/-0.58

5. Presented material in clear, understandable language.

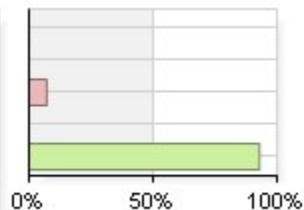
1 Poor	0	0.00%
2 Below Average	0	0.00%
3 Average	1	7.14%
4 Above Average	1	7.14%
5 Excellent	12	85.71%
<b>Total</b>	<b>14</b>	



Statistics	Value
Mean	4.79
Median	5.00
Standard Deviation	+/-0.58

6. Used chalkboard/whiteboard and other visual aids effectively.

1 Poor	0	0.00%
2 Below Average	0	0.00%
3 Average	1	7.14%
4 Above Average	0	0.00%
5 Excellent	13	92.86%
<b>Total</b>	<b>14</b>	

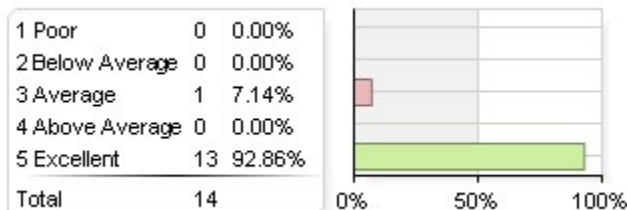


Statistics	Value
Mean	4.86
Median	5.00
Standard Deviation	+/-0.53



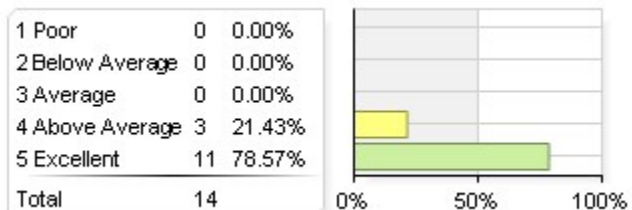
## How would you rate the teaching assistant's effectiveness in each of the following areas? (continued)

7. Was knowledgeable about the subject matter of the course.



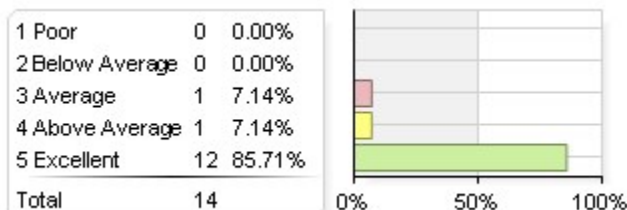
Statistics	Value
Mean	4.86
Median	5.00
Standard Deviation	+/-0.53

8. Carefully explained difficult concepts, methods, and subject matter.



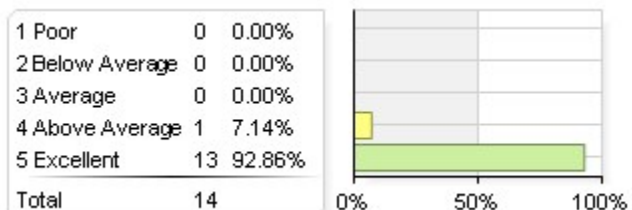
Statistics	Value
Mean	4.79
Median	5.00
Standard Deviation	+/-0.43

9. Provided useful insights into the the way research is done in this field.



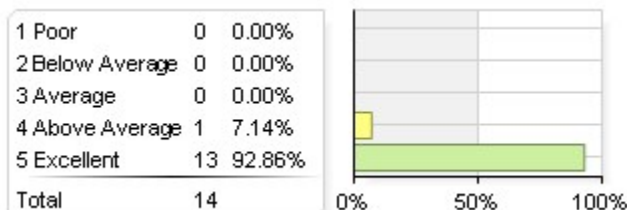
Statistics	Value
Mean	4.79
Median	5.00
Standard Deviation	+/-0.58

10. Was enthusiastic about communicating the subject matter.



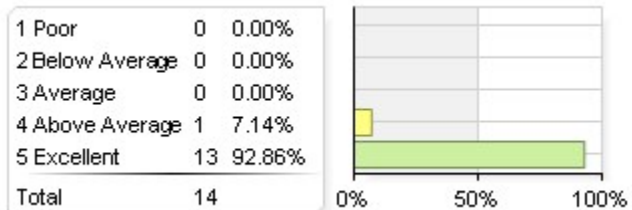
Statistics	Value
Mean	4.93
Median	5.00
Standard Deviation	+/-0.27

11. Encouraged students to participate in their learning (e.g., through discussion, projects, study groups and other appropriate activities).



Statistics	Value
Mean	4.93
Median	5.00
Standard Deviation	+/-0.27

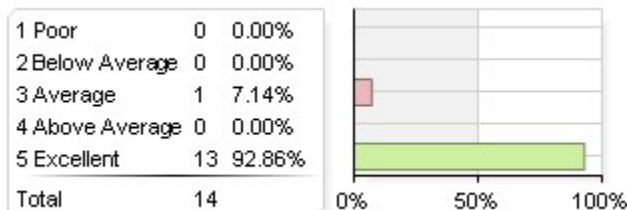
12. Was accessible to students (e.g., during office hours, before and after class, etc.).



Statistics	Value
Mean	4.93
Median	5.00
Standard Deviation	+/-0.27

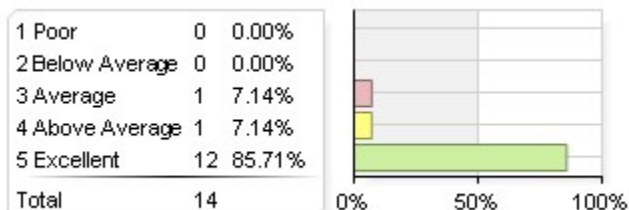
## How would you rate the teaching assistant's effectiveness in each of the following areas? (continued)

13. Evaluated student work in fair and appropriate ways (if applicable).



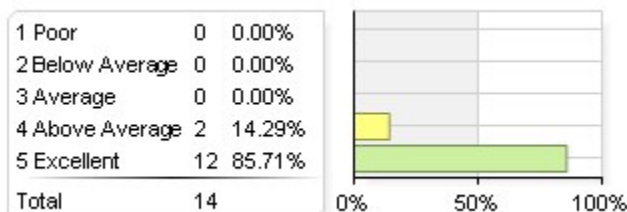
Statistics	Value
Mean	4.86
Median	5.00
Standard Deviation	+/-0.53

14. Gave helpful feedback on assignments.



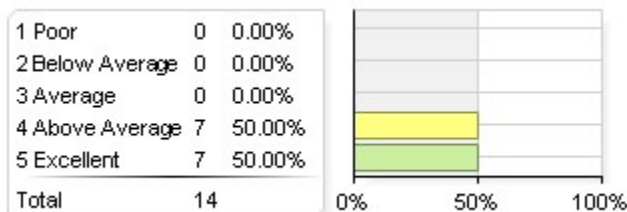
Statistics	Value
Mean	4.79
Median	5.00
Standard Deviation	+/-0.58

### Overall, how would you rate this teaching assistant?



Statistics	Value
Mean	4.86
Median	5.00
Standard Deviation	+/-0.36

### Overall, how would you rate this discussion section?



Statistics	Value
Mean	4.50
Median	4.50
Standard Deviation	+/-0.52

### What were this TA's main strengths?

#### Comment

The TA was enthusiastic about the subject matter and also encouraged students participation and questions. He was available outside of class and notified us right away if office hours were changed. He gave good feedbacks on assignments which was helpful for the following assignments

Well Organized session. Ta is very patient.

He was relatable and extremely knowledgeable. He was also extremely enthusiastic about the material and constantly willing to help and wanting to. He was nice and approachable and had a fantastic ability to relate the course material to the students and really help the engage in the course.

He explained things clearly and simply. He was effective with his time and didn't waste our time.

He was extremely approachable while still maintaining professionalism.

Explained projects well and graded fairly.

He was always available to answer questions and engaging in discussion. He asked thought provoking questions to promote discussion. He was also very understanding when I was sick for an extended period of time

communication

Explained concepts well and cared that students learned

Helpful, nice, clear

Approachable and helpful

He was always willing to help and his discussions were always engaging and helpful when applied to the projects.

A fantastic and great TA, was very supportive to the needs of his students, very helpful during office hours.

Committed, willing to assist in what ever way he can.

### How might this TA improve his or her teaching effectiveness?

#### Comment

I think that the TA should continue what he is doing because it has helped me during this course.

none.

He is really good

none

He was a great TA this semester, I couldn't expect any more than that.

More connection to the lecture. Discussion comes right after lecture, yet a lot of times we do not discuss the lecture.

### Additional comments?

#### Comment

I'm glad I was in this section

Scott definitely reached out to me as a student after I went to his office hours for help on an assignment. We started talking about my academic interests and he put me in touch with a professor from SIR and told me about several opportunities to get involved with that subject on campus.

Scott is one of the best TAs I've had here at USC.



## Individual Report for Instructor Wilbur (51943-20133 : POSC-265 Environmental Challenges)

### USC Student Course Evaluations

Project Audience 25

Responses Received 19

Response Ratio 76.00%

#### Subject Details

**Name** POSC-265 Environmental Challenges  
**Section** 51943-20133  
**Course Type** Discussion  
**Course Department** POSC  
**First Name** Scott Arthur  
**Last Name** Wilbur  
**Email** sawilbur@usc.edu

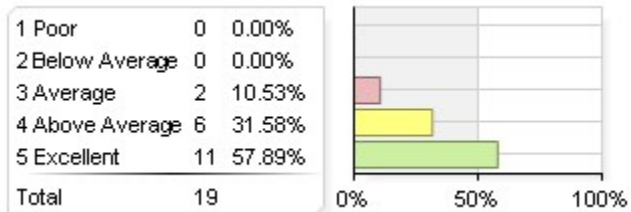
**Creation Date** Wed, Jan 08, 2014

**Please provide the name of your TA.**

Comment
Scott Wilbur
Scott Wilbur
Wilbur
Scott Wilbur
Scott Wilbur
Scott Wilbur
Scott Wilbur
Scott Wilbur
Scott Wilbur
Scott Wilbur
Scott Wilbur
Scott Wilbur
Scott Wilbur
Scott Wilbur
scott wilbure
Scott Wilbur
Scott Wilbur
Scott Wilbur
Scott Wilbur

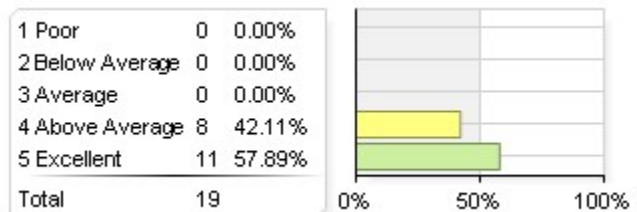
**How would you rate the teaching assistant’s effectiveness in each of the following areas?**

1. Clearly related the purpose and material in the discussion section to the lecture component of the course.



Statistics	Value
Mean	4.47
Median	5.00
Standard Deviation	+/-0.70

2. Was consistently punctual.

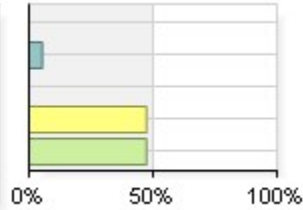


Statistics	Value
Mean	4.58
Median	5.00
Standard Deviation	+/-0.51

3. Articulated the goals of the discussion section clearly.

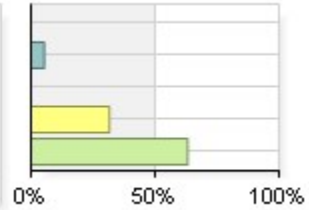
4. Organized the discussion section to achieve those goals.

1 Poor	0	0.00%
2 Below Average	1	5.26%
3 Average	0	0.00%
4 Above Average	9	47.37%
5 Excellent	9	47.37%
Total	19	



Statistics	Value
Mean	4.37
Median	4.00
Standard Deviation	+/-0.76

1 Poor	0	0.00%
2 Below Average	1	5.26%
3 Average	0	0.00%
4 Above Average	6	31.58%
5 Excellent	12	63.16%
Total	19	

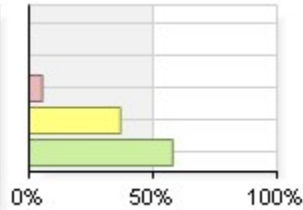


Statistics	Value
Mean	4.53
Median	5.00
Standard Deviation	+/-0.77

5. Presented material in clear, understandable language.

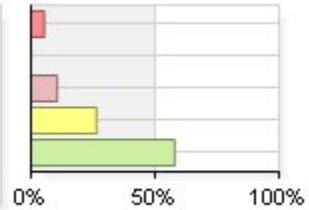
6. Used chalkboard/whiteboard and other visual aids effectively.

1 Poor	0	0.00%
2 Below Average	0	0.00%
3 Average	1	5.26%
4 Above Average	7	36.84%
5 Excellent	11	57.89%
Total	19	



Statistics	Value
Mean	4.53
Median	5.00
Standard Deviation	+/-0.61

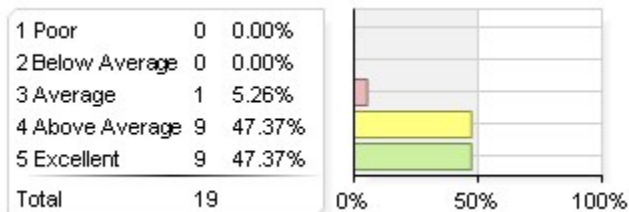
1 Poor	1	5.26%
2 Below Average	0	0.00%
3 Average	2	10.53%
4 Above Average	5	26.32%
5 Excellent	11	57.89%
Total	19	



Statistics	Value
Mean	4.32
Median	5.00
Standard Deviation	+/-1.06

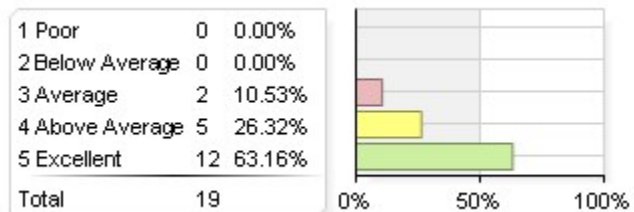
## How would you rate the teaching assistant's effectiveness in each of the following areas? (continued)

7. Was knowledgeable about the subject matter of the course.



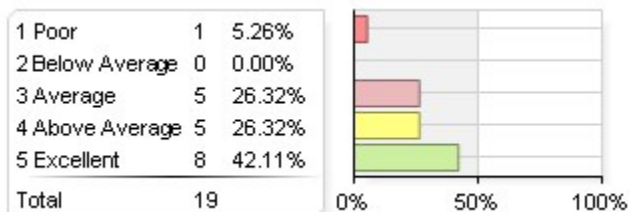
Statistics	Value
Mean	4.42
Median	4.00
Standard Deviation	+/-0.61

8. Carefully explained difficult concepts, methods, and subject matter.



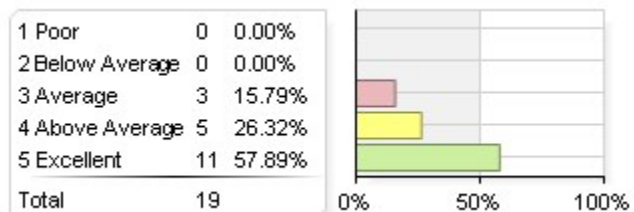
Statistics	Value
Mean	4.53
Median	5.00
Standard Deviation	+/-0.70

9. Provided useful insights into the the way research is done in this field.



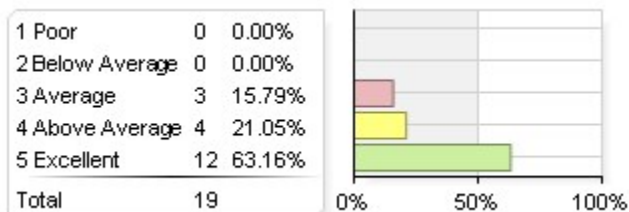
Statistics	Value
Mean	4.00
Median	4.00
Standard Deviation	+/-1.11

10. Was enthusiastic about communicating the subject matter.



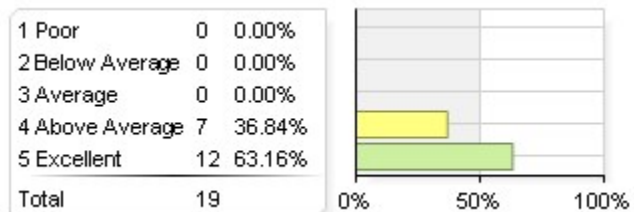
Statistics	Value
Mean	4.42
Median	5.00
Standard Deviation	+/-0.77

11. Encouraged students to participate in their learning (e.g., through discussion, projects, study groups and other appropriate activities).



Statistics	Value
Mean	4.47
Median	5.00
Standard Deviation	+/-0.77

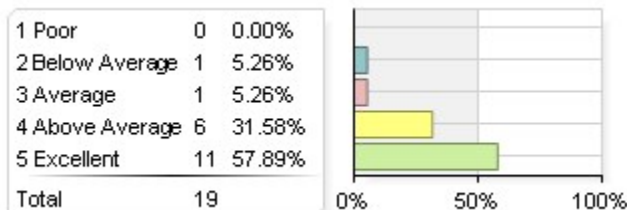
12. Was accessible to students (e.g., during office hours, before and after class, etc.).



Statistics	Value
Mean	4.63
Median	5.00
Standard Deviation	+/-0.50

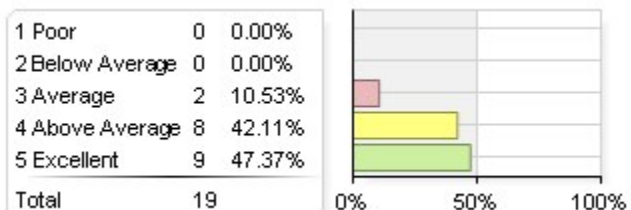
## How would you rate the teaching assistant's effectiveness in each of the following areas? (continued)

13. Evaluated student work in fair and appropriate ways (if applicable).



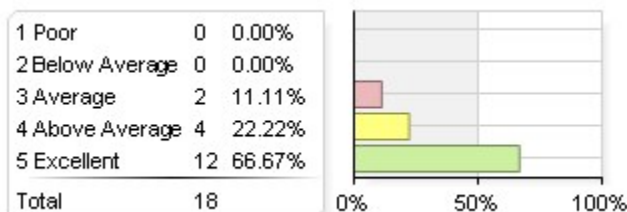
Statistics	Value
Mean	4.42
Median	5.00
Standard Deviation	+/-0.84

14. Gave helpful feedback on assignments.



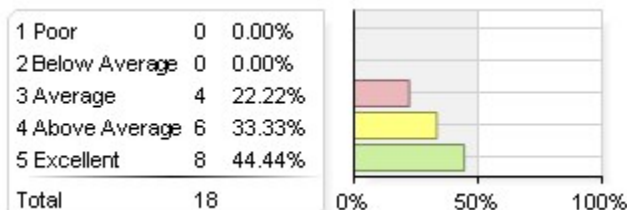
Statistics	Value
Mean	4.37
Median	4.00
Standard Deviation	+/-0.68

### Overall, how would you rate this teaching assistant?



Statistics	Value
Mean	4.56
Median	5.00
Standard Deviation	+/-0.70

### Overall, how would you rate this discussion section?



Statistics	Value
Mean	4.22
Median	4.00
Standard Deviation	+/-0.81

### What were this TA's main strengths?

#### Comment

effective listener, understanding of situations, explained assignments and the purpose of each assignments clearly

good at explanations and conveying ideas clearly

Accesible



He is super understanding and accessible. He really cared about each individual student and presented material effectively.

Explained assignments thoroughly and was accessible to students.

Very understanding with students; Positive/Polite interactions with students;

Enthusiastic

Clear

Very helpful and approachable

Knowledgeable, approachable

I love him. he is amazing.

Very willing to help, stayed on track

He was always there to help. I went to his office hours many times. In addition, he would always respond to emails in a timely fashion

Good at communicating.

### How might this TA improve his or her teaching effectiveness?

#### Comment

discussion was pretty boring when it was just him talking all the time, maybe change the way he taught like watching videos in class etc

explaining concepts, projects, and such slower

Graded harsh, improve communication

He was good.

Assign less group or partner assignments

No issues struck me as needing improvement

Discussion could be more interesting!

### Additional comments?

#### Comment

overall, great TA!

enjoyable discussion

He was an amazing TA!

No

Solid TA, solid section. I was happy with the overall experience.

Scott is my favorite TA by far. Always helpful and genuinely caring

Great job, really nice experience!