



USC University of
Southern California

Individual Report for Instructor Wilbur (51944-20143 : POSC-265 Environmental Challenges)

USC Student Course Evaluations - Fall 2014

Project Audience 24

Responses Received 23

Response Ratio 95.83%

Creation Date Sun, Apr 12, 2015

Technology powered by blue 

Please provide the name of your TA.

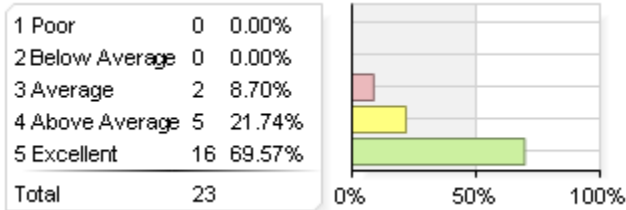
Comment
Scott Wilbur
Scott Weber
Scott Wilbur
Scott Wilbur
Scott
Scott Wilbur
Scott Wilbur
Scott Wilbur
Scott Wilbur
Scottish Wilbur
Scott Wilbur
Scott Wilbur
Scott
Scott Wilbur
Scott Wilbur
Scott Wilbur
Scott Wilbur
Scott Wilbur
Scott Wilbur
scott
Scott Wilbur
Scott Wilbur
Scott

Teaching Assistant Evaluation Form

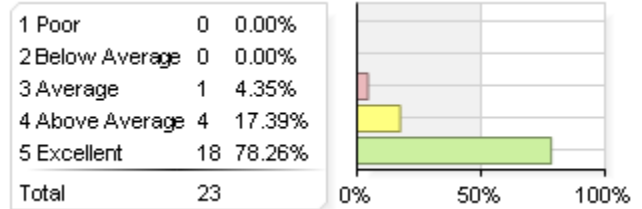
Competency Statistics	Value
Mean	4.57
Median	5.00
Mode	5
Standard Deviation	+/-0.65
Standard Error (base on SD)	+/-0.04
Population Standard Deviation	+/-0.65
Standard Error (base on PSD)	+/-0.04

1. Clearly related the purpose and material in the 2. Was consistently punctual.

discussion section to the lecture component of the course.



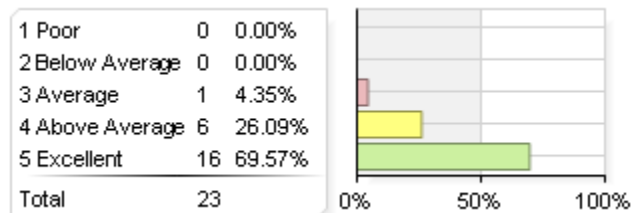
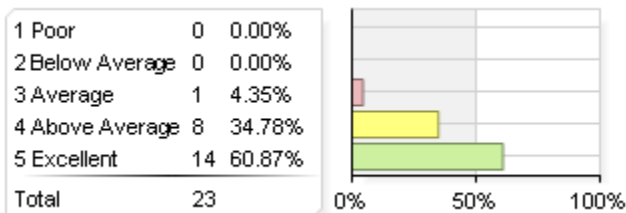
Statistics	Value
Response Count	23
Mean	4.61
Median	5.00
Mode	5
Standard Deviation	+/-0.66
Population Standard Deviation	+/-0.64
Standard Error (base on SD)	+/-0.14
Standard Error (base on PSD)	+/-0.13



Statistics	Value
Response Count	23
Mean	4.74
Median	5.00
Mode	5
Standard Deviation	+/-0.54
Population Standard Deviation	+/-0.53
Standard Error (base on SD)	+/-0.11
Standard Error (base on PSD)	+/-0.11

3. Articulated the goals of the discussion section clearly.

4. Organized the discussion section to achieve those goals.

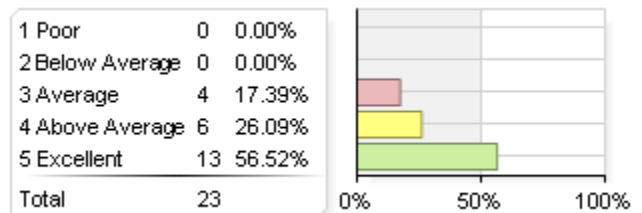
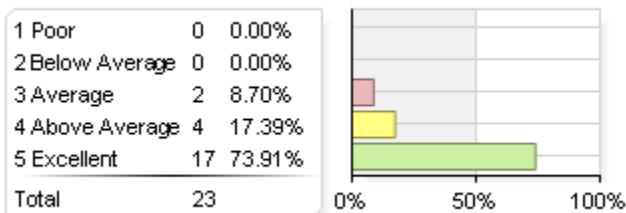


Statistics	Value
Response Count	23
Mean	4.57
Median	5.00
Mode	5
Standard Deviation	+/-0.59
Population Standard Deviation	+/-0.58
Standard Error (base on SD)	+/-0.12
Standard Error (base on PSD)	+/-0.12

Statistics	Value
Response Count	23
Mean	4.65
Median	5.00
Mode	5
Standard Deviation	+/-0.57
Population Standard Deviation	+/-0.56
Standard Error (base on SD)	+/-0.12
Standard Error (base on PSD)	+/-0.12

5. Presented material in clear, understandable language.

6. Used chalkboard/whiteboard and other visual aids effectively.



Statistics	Value
Response Count	23
Mean	4.65
Median	5.00

Statistics	Value
Response Count	23
Mean	4.39
Median	5.00

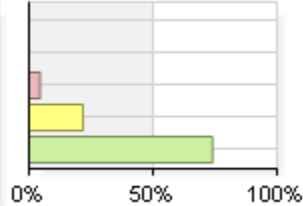
Mode	5
Standard Deviation	+/-0.65
Population Standard Deviation	+/-0.63
Standard Error (base on SD)	+/-0.13
Standard Error (base on PSD)	+/-0.13

Mode	5
Standard Deviation	+/-0.78
Population Standard Deviation	+/-0.77
Standard Error (base on SD)	+/-0.16
Standard Error (base on PSD)	+/-0.16

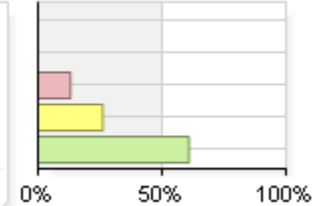
7. Was knowledgeable about the subject matter of the course.

8. Carefully explained difficult concepts, methods, and subject matter.

1 Poor	0	0.00%
2 Below Average	0	0.00%
3 Average	1	4.35%
4 Above Average	5	21.74%
5 Excellent	17	73.91%
Total	23	



1 Poor	0	0.00%
2 Below Average	0	0.00%
3 Average	3	13.04%
4 Above Average	6	26.09%
5 Excellent	14	60.87%
Total	23	

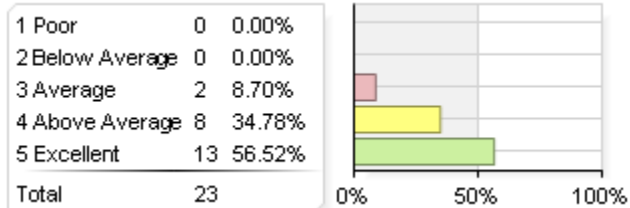


Statistics	Value
Response Count	23
Mean	4.70
Median	5.00
Mode	5
Standard Deviation	+/-0.56
Population Standard Deviation	+/-0.55
Standard Error (base on SD)	+/-0.12
Standard Error (base on PSD)	+/-0.11

Statistics	Value
Response Count	23
Mean	4.48
Median	5.00
Mode	5
Standard Deviation	+/-0.73
Population Standard Deviation	+/-0.71
Standard Error (base on SD)	+/-0.15
Standard Error (base on PSD)	+/-0.15

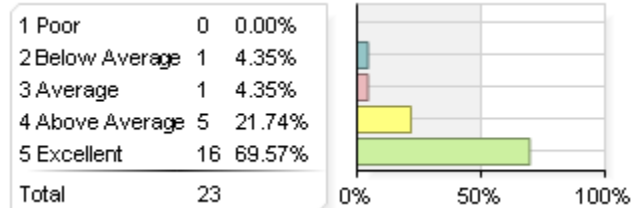
Teaching Assistant Evaluation Form (continued)

9. Provided useful insights into the the way research is done in this field.



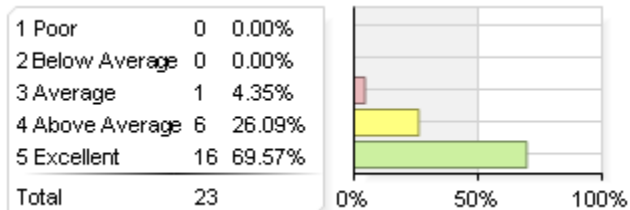
Statistics	Value
Response Count	23
Mean	4.48
Median	5.00
Mode	5
Standard Deviation	+/-0.67
Population Standard Deviation	+/-0.65
Standard Error (base on SD)	+/-0.14
Standard Error (base on PSD)	+/-0.14

10. Was enthusiastic about communicating the subject matter.



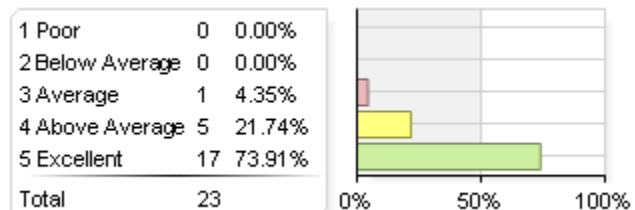
Statistics	Value
Response Count	23
Mean	4.57
Median	5.00
Mode	5
Standard Deviation	+/-0.79
Population Standard Deviation	+/-0.77
Standard Error (base on SD)	+/-0.16
Standard Error (base on PSD)	+/-0.16

11. Encouraged students to participate in their learning (e.g., through discussion, projects, study groups and other appropriate activities).



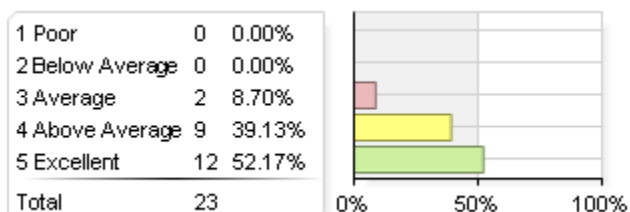
Statistics	Value
Response Count	23
Mean	4.65
Median	5.00
Mode	5
Standard Deviation	+/-0.57
Population Standard Deviation	+/-0.56
Standard Error (base on SD)	+/-0.12
Standard Error (base on PSD)	+/-0.12

12. Was accessible to students (e.g., during office hours, before and after class, etc.).



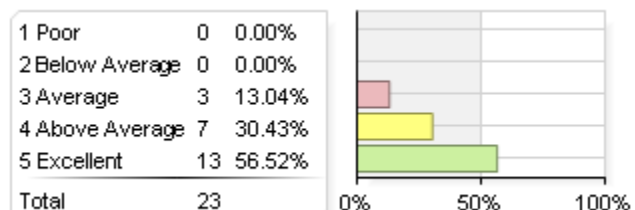
Statistics	Value
Response Count	23
Mean	4.70
Median	5.00
Mode	5
Standard Deviation	+/-0.56
Population Standard Deviation	+/-0.55
Standard Error (base on SD)	+/-0.12
Standard Error (base on PSD)	+/-0.11

13. Evaluated student work in fair and appropriate ways (if applicable).



Statistics	Value
Response Count	23

14. Gave helpful feedback on assignments.



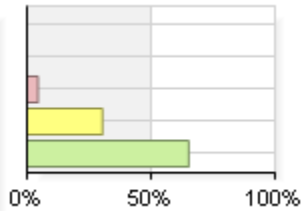
Statistics	Value
Response Count	23

Response Count	23
Mean	4.43
Median	5.00
Mode	5
Standard Deviation	+/-0.66
Population Standard Deviation	+/-0.65
Standard Error (base on SD)	+/-0.14
Standard Error (base on PSD)	+/-0.14

Mean	4.43
Median	5.00
Mode	5
Standard Deviation	+/-0.73
Population Standard Deviation	+/-0.71
Standard Error (base on SD)	+/-0.15
Standard Error (base on PSD)	+/-0.15

Overall, how would you rate this teaching assistant?

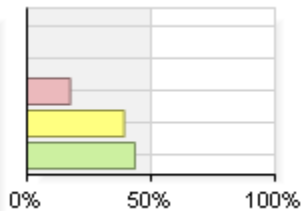
1 Poor	0	0.00%
2 Below Average	0	0.00%
3 Average	1	4.35%
4 Above Average	7	30.43%
5 Excellent	15	65.22%
Total	23	



Statistics	Value
Response Count	23
Mean	4.61
Median	5.00
Mode	5
Standard Deviation	+/-0.58
Population Standard Deviation	+/-0.57
Standard Error (base on SD)	+/-0.12
Standard Error (base on PSD)	+/-0.12

Overall, how would you rate this discussion section?

1 Poor	0	0.00%
2 Below Average	0	0.00%
3 Average	4	17.39%
4 Above Average	9	39.13%
5 Excellent	10	43.48%
Total	23	



Statistics	Value
Response Count	23
Mean	4.26
Median	4.00
Mode	5
Standard Deviation	+/-0.75
Population Standard Deviation	+/-0.74
Standard Error (base on SD)	+/-0.16
Standard Error (base on PSD)	+/-0.15

What were this TA's main strengths?

Comment

enthusiasm for the course material. He was also passionate about students needs

Scott was really good at getting material across in terms that were easy for the students to understand. For example, I am not a fan of politics but was still able to stay engaged and understand the material presented in the course.

Organization, knowledge of the subject matter

Scott was really responsible. He replied all the emails, even when we asked him about the classrooms number at the last minutes before class started, he still replied us. In addition, he was really nice. He cared about all the students. He talked to each student at every discussion class in order to make sure we understand everything. Moreover, he was really helpful. If we need help any time, he was always there.

He made himself available and was clear on the expectations of the class.

Consistent and always available whenever I had questions or concerns about a project.

He's funny and responsible and explains clearly

He was always very helpful and willing to explain to students a concept that they did not understand. He was very nice and patient.

Very knowledgeable about governmental system not only in the US, but around the world too.

Very friendly and open to speak to students, especially when it comes to clarifying doubts about course material.

Enthusiastic, well-informed, reiterated important lecture materials in discussion, patient with ESL students.

Very approachable and friendly. Drove class participation.

very nice and willing to help

he was very clear and made sure all students understood topics. he was very wiling to help and was a great ta for professor sellers. he made the course as interesting as possible and i really appreciate his hard work and time he puts into the course.

Scott Wilbur was a very knowledgeable, enthusiastic, and helpful educator. He was always available for his students, not only for topics relating to the class but also for advice in other areas.

Organizing discussions to focus effectively on the topics that need discussing each day.

He was very organized and made efficient use of the time we had in discussion. He had an outline of what the discussion section would cover and did a great job at following and completing the outline with enough time for our questions to be answered.

conciseness, helpfulness on assignments and tests

1. Scott knew the material VERY well. I was highly impressive that when he discussed with my team regarding the global challenge he was able to give detailed insights their energy usage, culture, and helpful suggestions on where to look for more information.

2. Scott has consistently replied to my emails within hours, he is always accessible.

3. He made discussion useful, helpful, and interesting.

4. I was very impressed that he memorize my name, and all the name of the other classmates by heart. This is significant because I know some students don't talk to their TA because it is intimidating. I did not feel this way at all with Scott, he seemed like a old friend that you'd want to catch up with.

5. Scott explained the assignments very well, he answered any questions we had, and always gave feedback and graded assignments so we could improve.

He is very kind and organized

How might this TA improve his or her teaching effectiveness?

Comment

convince the political science program to move to the 21st century so they can use less hand outs. WASTE OF PAPER

Scott was super helpful overall, and he seems to be a pretty cool dude.

A little dry/boring at times,

Scott did a perfect job.

I honestly don't now where and/or how he can improve. He is an excellent TA. By far, Scott is the best TA I ever had.

Was very brief about the expected criteria for assignments and grading was a little vague. Often times the feedback was vague and not very helpful. Teaching method overall is excellent just would have liked to see more on the feedbacks for the paper.

I don't see any improvement needed

He is doing a good job.

Maybe be a little more specific in his requirements when it comes to a graded assignment.

Could maybe be a little more critical of students who clearly did not do the necessary research for our organized challenge discussion sections to encourage students who did, to continue to do so.

None

give more feedback on grading papers, use a more specific grading rubric perhaps?

hes great at what he does, not much improvement needed

He was very effective. In my experience as a senior, it is rare to have a T.A as professional, courteous, and enthusiastic as Scott. Those traits, along with his knowledgeability in the subject made him a very effective educator.

This T.A. was great and very effective.

n/a

Keep doing what you're doing! I liked that things weren't always serious. Sometimes fun, other times informative is the way to go.

I think he is more than enough/ good TA.

Additional comments?

Comment

the only part of this course I enjoyed was the discussion session

The course workload was not bad at all because everything was given to us in the syllabus and we stayed on track generally.

Scott is really good at teaching.

Overall, I thought he was a great TA and I would love to have him as a mentor again.

Thanks Scott, I enjoyed discussion in our section more than I thought I would coming into this semester. Hope to see you on the tennis courts!

Enjoyed the discussion

Thanks, Scott!

Scott is a great T.A. and explained concepts clearly and effectively.

I really liked the simulations, where you could pick to be a industry/congress person and the global challenge. I feel that other students also enjoyed it. The student is engaged in how policies would actually work by pretending they are the representative. I'm happy to say that I'm glad I took this class, I'm more conscious of my actions now and learned cool stuff about policy making. You were an awesome TA Scott and a genuinely nice guy. Have a happy holidays!



USC University of
Southern California

Individual Report for Instructor Wilbur (51943-20143 : POSC-265 Environmental Challenges)

USC Student Course Evaluations - Fall 2014

Project Audience 23

Responses Received 20

Response Ratio 86.96%

Creation Date Sun, Apr 12, 2015

Technology powered by blue 

Please provide the name of your TA.

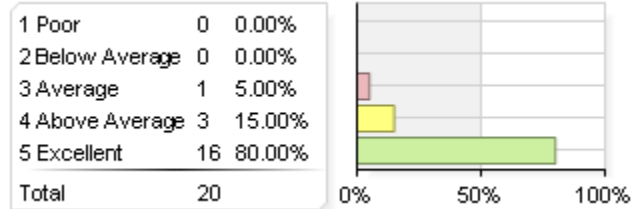
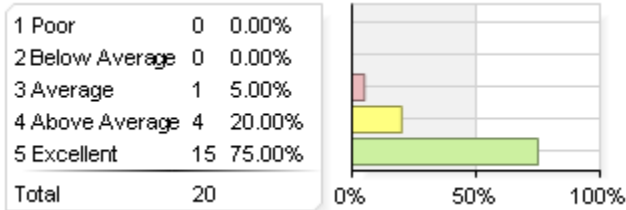
Comment
Scott Wilbur
Scott Wilbur
Scott Wilbur
scott
Scott Wilbur
Scott Wilbur
Scott
Scott Wilbur
Scott Wilbur
Scott Wilbur
Scott
Scott Wilbur
Scott Wilbur
Scott Wilbur
Scott
Scott Wilbur
Scott
Scott Wilbur
Scott Wilbur
Scott Willbur

Teaching Assistant Evaluation Form

Competency Statistics	Value
Mean	4.74
Median	5.00
Mode	5
Standard Deviation	+/-0.59
Standard Error (base on SD)	+/-0.04
Population Standard Deviation	+/-0.59
Standard Error (base on PSD)	+/-0.04

1. Clearly related the purpose and material in the 2. Was consistently punctual.

discussion section to the lecture component of the course.

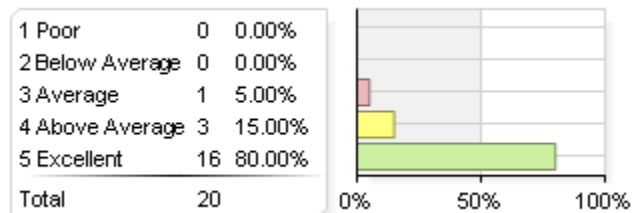
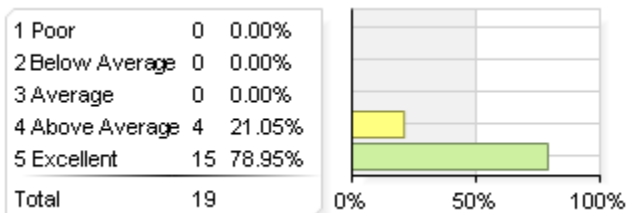


Statistics	Value
Response Count	20
Mean	4.70
Median	5.00
Mode	5
Standard Deviation	+/-0.57
Population Standard Deviation	+/-0.56
Standard Error (base on SD)	+/-0.13
Standard Error (base on PSD)	+/-0.12

Statistics	Value
Response Count	20
Mean	4.75
Median	5.00
Mode	5
Standard Deviation	+/-0.55
Population Standard Deviation	+/-0.54
Standard Error (base on SD)	+/-0.12
Standard Error (base on PSD)	+/-0.12

3. Articulated the goals of the discussion section clearly.

4. Organized the discussion section to achieve those goals.

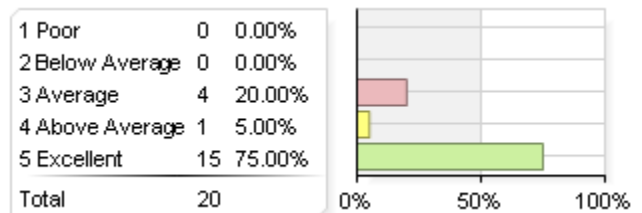
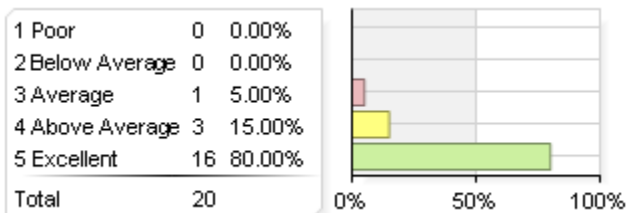


Statistics	Value
Response Count	19
Mean	4.79
Median	5.00
Mode	5
Standard Deviation	+/-0.42
Population Standard Deviation	+/-0.41
Standard Error (base on SD)	+/-0.10
Standard Error (base on PSD)	+/-0.09

Statistics	Value
Response Count	20
Mean	4.75
Median	5.00
Mode	5
Standard Deviation	+/-0.55
Population Standard Deviation	+/-0.54
Standard Error (base on SD)	+/-0.12
Standard Error (base on PSD)	+/-0.12

5. Presented material in clear, understandable language.

6. Used chalkboard/whiteboard and other visual aids effectively.



Statistics	Value
Response Count	20
Mean	4.75
Median	5.00

Statistics	Value
Response Count	20
Mean	4.55
Median	5.00

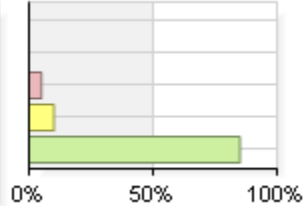
Mode	5
Standard Deviation	+/-0.55
Population Standard Deviation	+/-0.54
Standard Error (base on SD)	+/-0.12
Standard Error (base on PSD)	+/-0.12

Mode	5
Standard Deviation	+/-0.83
Population Standard Deviation	+/-0.80
Standard Error (base on SD)	+/-0.18
Standard Error (base on PSD)	+/-0.18

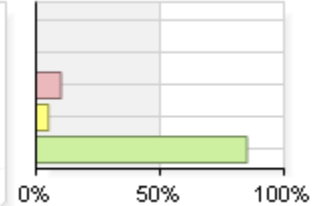
7. Was knowledgeable about the subject matter of the course.

8. Carefully explained difficult concepts, methods, and subject matter.

1 Poor	0	0.00%
2 Below Average	0	0.00%
3 Average	1	5.00%
4 Above Average	2	10.00%
5 Excellent	17	85.00%
Total	20	



1 Poor	0	0.00%
2 Below Average	0	0.00%
3 Average	2	10.00%
4 Above Average	1	5.00%
5 Excellent	17	85.00%
Total	20	

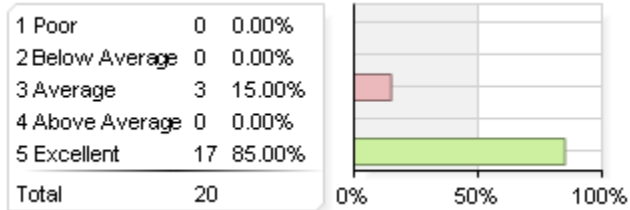


Statistics	Value
Response Count	20
Mean	4.80
Median	5.00
Mode	5
Standard Deviation	+/-0.52
Population Standard Deviation	+/-0.51
Standard Error (base on SD)	+/-0.12
Standard Error (base on PSD)	+/-0.11

Statistics	Value
Response Count	20
Mean	4.75
Median	5.00
Mode	5
Standard Deviation	+/-0.64
Population Standard Deviation	+/-0.62
Standard Error (base on SD)	+/-0.14
Standard Error (base on PSD)	+/-0.14

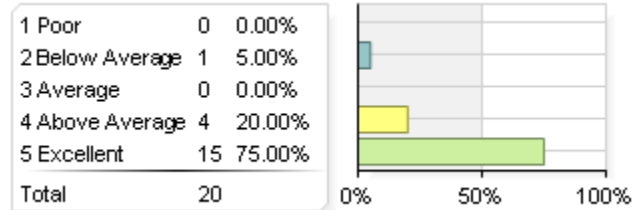
Teaching Assistant Evaluation Form (continued)

9. Provided useful insights into the the way research is done in this field.



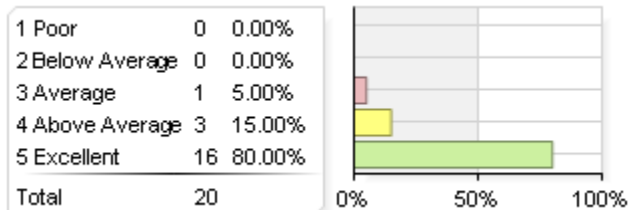
Statistics	Value
Response Count	20
Mean	4.70
Median	5.00
Mode	5
Standard Deviation	+/-0.73
Population Standard Deviation	+/-0.71
Standard Error (base on SD)	+/-0.16
Standard Error (base on PSD)	+/-0.16

10. Was enthusiastic about communicating the subject matter.



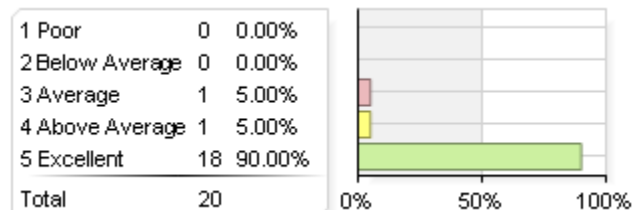
Statistics	Value
Response Count	20
Mean	4.65
Median	5.00
Mode	5
Standard Deviation	+/-0.75
Population Standard Deviation	+/-0.73
Standard Error (base on SD)	+/-0.17
Standard Error (base on PSD)	+/-0.16

11. Encouraged students to participate in their learning (e.g., through discussion, projects, study groups and other appropriate activities).



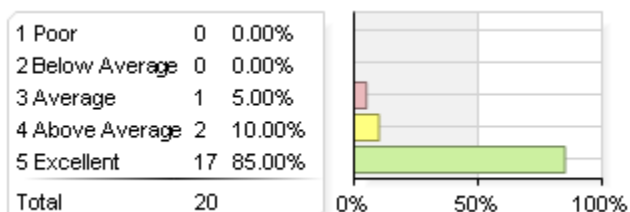
Statistics	Value
Response Count	20
Mean	4.75
Median	5.00
Mode	5
Standard Deviation	+/-0.55
Population Standard Deviation	+/-0.54
Standard Error (base on SD)	+/-0.12
Standard Error (base on PSD)	+/-0.12

12. Was accessible to students (e.g., during office hours, before and after class, etc.).



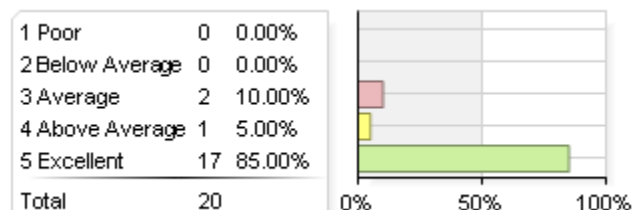
Statistics	Value
Response Count	20
Mean	4.85
Median	5.00
Mode	5
Standard Deviation	+/-0.49
Population Standard Deviation	+/-0.48
Standard Error (base on SD)	+/-0.11
Standard Error (base on PSD)	+/-0.11

13. Evaluated student work in fair and appropriate ways (if applicable).



Statistics	Value
Response Count	20

14. Gave helpful feedback on assignments.



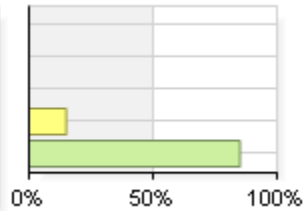
Statistics	Value
Response Count	20

Response Count	20
Mean	4.80
Median	5.00
Mode	5
Standard Deviation	+/-0.52
Population Standard Deviation	+/-0.51
Standard Error (base on SD)	+/-0.12
Standard Error (base on PSD)	+/-0.11

Mean	4.75
Median	5.00
Mode	5
Standard Deviation	+/-0.64
Population Standard Deviation	+/-0.62
Standard Error (base on SD)	+/-0.14
Standard Error (base on PSD)	+/-0.14

Overall, how would you rate this teaching assistant?

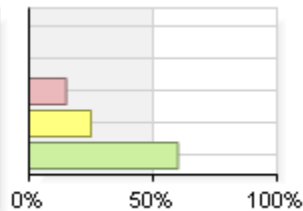
1 Poor	0	0.00%
2 Below Average	0	0.00%
3 Average	0	0.00%
4 Above Average	3	15.00%
5 Excellent	17	85.00%
Total	20	



Statistics	Value
Response Count	20
Mean	4.85
Median	5.00
Mode	5
Standard Deviation	+/-0.37
Population Standard Deviation	+/-0.36
Standard Error (base on SD)	+/-0.08
Standard Error (base on PSD)	+/-0.08

Overall, how would you rate this discussion section?

1 Poor	0	0.00%
2 Below Average	0	0.00%
3 Average	3	15.00%
4 Above Average	5	25.00%
5 Excellent	12	60.00%
Total	20	



Statistics	Value
Response Count	20
Mean	4.45
Median	5.00
Mode	5
Standard Deviation	+/-0.76
Population Standard Deviation	+/-0.74
Standard Error (base on SD)	+/-0.17
Standard Error (base on PSD)	+/-0.17

What were this TA's main strengths?

Comment

His ability to explain the requirements for each assignment and clear up any confusion about ideas presented in lecture.

Scott made the discussion very interesting and he was very helpful with understanding the lecture material.

Very patient. Answer every question that I asked. Friendly, made me enjoy the discussion.

very helpful on assignments

Extremely helpful

Expertise, relevant material

Very nice TA, he is very clear when he teaching.

He is the best TA I ever meet. He is nice and cheer to every one. He had clear teaching knowledge in discussion section to make sure us understand a lot of environment issues. He explain every assignment to us and review every exam for us. I really appreciated to have him to be my TA for this section. He is the best and nice TA I have ever seen.

clear and informative. Let us know what and when assignments were due.

Approachable and knowledgeable. Provide guidance to students.

Communicating projects and deadlines, encouraging class participation, very kind-hearted and always available to talk.

Scott is a very nice and helpful person. He can be reached easily and he also gives helpful feedback on each assignments.

Encouraging participation

Helpfulness

Great attitude towards his students

He truly cared about us students and did his best to ensure we knew the material.

he is very enthusiastic about the stuff he wants to teach the students.

How might this TA improve his or her teaching effectiveness?

Comment

He is already very effective.

He doesn't need to improve anything!

not at all. Excellent

hard grader

Pick on students more often to speak rather than waiting in silence for five minutes

He is good enough.

Include examples of past reports.

nothing need to be improved

Talk more about lecture material

None. Don't change a thing.

Additional comments?

Comment

Thoroughly enjoyed having him as a TA.

Scott is a great TA and he made the class even more enjoyable.

No

Both TAs graded assignments. I thought it was unfair bc one TA can grade easier/harder than the other.

Thank you!

Great TA!

I am sure that you will be a great professor one day.

Scott was a great help this semester

